

Road Traffic Signs and Regulations in the Netherlands



Ministry of Transport and Public Works

Road Traffic Signs and Regulations in the Netherlands

Summary of Contents

Road Traffic Act 1994 (WVW 1994)

- 1 Traffic Conduct 6**
- 1.1 Rules of Conduct 6

Traffic Regulations and Road Signs 1990 (RVV 1990)

- 2 Traffic Regulations 8**
- 2.1 Road positioning 8
- 2.2 Overtaking 9
- 2.3 Queues 10
- 2.4 Approaching road junctions 10
- 2.5 Giving priority 10
- 2.5a Level Crossings 10
- 2.6 Cutting across Military Convoys 10
- 2.7 Turning 10
- 2.8 Speed limits 11
- 2.9 Waiting 12
- 2.10 Parking 13
- 2.11 Parking bicycles and mopeds 14
- 2.12 Signalling 14
- 2.13 Use of lights while driving 15
- 2.14 Use of lights while stationary 16
- 2.15 Special lights 16
- 2.16 Motorways and main highways 17
- 2.17 Roads across recreation areas 17
- 2.18 Roundabouts 18
- 2.19 Pedestrians 18
- 2.20 Emergency vehicles 18
- 2.21 Stray livestock 18
- 2.22 Boarding and alighting passengers 19
- 2.23 Towing 19
- 2.24 Special manoeuvres 19
- 2.25 Unnecessary noise 20
- 2.26 Warning triangles 20

2.27	Seat belts and child restraint systems	20
2.28	Safety helmets	23
2.29	Child seats on bicycles and mopeds	24
2.30	Use of mobile telecommunications equipment	24
2.31	Conveyance of persons in or on trailers and in loading space	25
3	Road Signs	26
3.1	General provisions	26
3.2	Traffic signs	26
3.3	Traffic lights	27
3.4	Road markings	30
4	Signals by authorised persons	31
4.1	Obligations on the part of road users	31
4.2	Precedence of instructions over traffic signs and regulations	31
5	Special Regulations for Disabled Drivers	32
5.1	Exemptions for disabled drivers	32
5.2	Disabled parking badges issued outside the Netherlands	32
5a	Temporary restrictions to speed limits as a result of an interruption to fuel supplies	33

Appendices

1	Traffic signs with descriptions	34
2	Signals by authorised persons	43
3	Definition of terms	44

1 Traffic Conduct

Paragraph 1

Rules of Conduct

Article 5

It is an offence for any road user to act in such manner as to cause a hazard (or a potential hazard) on the public highway or to obstruct other road users in any way.

Article 6

It is an offence for any road user to act in such a manner that a traffic accident occurs.

Article 7

1 It is an offence for any person involved in a road accident of any kind to leave the scene of the accident.

2 Persons are only permitted to leave the scene of an accident as soon as:

- a. the opportunity has arisen to establish the identity of the person or persons involved;
- b. the opportunity has arisen to establish the identity of the motor vehicle involved;
- c. it is clear that no person or persons sustaining injuries in the accident has or have been left at the scene of the accident in need of treatment.

Article 8

1 It is expressly forbidden to drive or allow a driver to operate a motor vehicle, when he is under the influence of a substance, whether used alone or in combination with another substance, which he knows, or should reasonably be expected to know, may compromise his driving ability to such an extent that he is not fit to operate a motor vehicle.

2 It is expressly forbidden to operate a motor vehicle or allow a driver to operate a motor vehicle when one has consumed alcoholic beverages to the point that:

-
- a. upon analysis the alcohol level in his breath appears to be greater than 220 micrograms per litre of exhaled breath and/or
 - b. upon analysis the alcohol level in his blood appears to be greater than 0.5 milligrams per millilitre of blood.

3 Contrary to subsection 2 above, the driver of a motor vehicle which requires a driver's licence, should the date of first issue of said licence not yet be five years ago and should this date of first issue have been on or after 20 March 2002, is forbidden to operate or be permitted to operate a motor vehicle when he has consumed alcoholic beverages to the point that:

- a. upon analysis the alcohol level in his breath appears to be greater than 88 micrograms per litre of exhaled breath and/or
- b. upon analysis the alcohol level in his blood appears to be greater than 0.2 milligrams per millilitre of blood.

4 Contrary to subsection 2 above, the driver of a moped who has not yet reached 24 years of age is forbidden to drive a moped once he has consumed alcoholic beverages to the point that:

- a. upon analysis the alcohol level in his breath appears to be greater than 88 micrograms per litre of exhaled breath and/or
- b. upon analysis the alcohol level in his blood appears to be greater than 0.2 microgram per millilitre of blood.

5 It is forbidden to allow a person to operate a motor vehicle when one knows or may reasonably be expected to know that this person is in a physical state as described in subsection 1, 2, 3, or 4 above.

6 In applying subsection 3 above, driver's licence is taken also to mean a driver's licence issued by a relevant authority outside of the Netherlands.

2 Traffic Regulations

Paragraph 1

Road positioning



Article 3 (Article 1, 2, 2a and 2b in Appendix 3)

1 Drivers are required to keep as far over to the right as possible.

2 Cyclists are permitted to ride two abreast. This does not apply to riders of mopeds.

Article 4

1 Pedestrians are to use pavements or footpaths at all times.

2 If there is a break in the pavement or footpath, pedestrians are to use the cycle or moped track.

3 If there is also a break in the cycle, motor cycle or moped track, pedestrians are to use the roadside or the edge of the carriageway.

Article 5

1 Cyclists are required to use the mandatory cycle track or the cycle/motor cycle track.

2 If there is a break in the mandatory cycle track or in a cycle/motor cycle track, cyclists are required to use the main carriageway.

3 They may use the non-mandatory cycle track. Moped riders may only use the non-mandatory cycle track if their engines are switched off.

4 Riders of bicycles having more than two wheels and riders of bicycles pulling trailers with a total width, including the load, in excess of 0.75 metre are required to use the public carriageway.

Article 6

1 Motor cyclists are required to use the cycle/motor cycle track.

2 They are required to use the main carriageway if there is a break in the cycle/motor cycle track.

3 Riders of mopeds having more than two wheels and mopeds pulling trailers with a total width, including the load, in excess of 0.75 metre, are



required to use the public carriageway that a traffic accident occurs.

Article 7

Handicapped drivers and their special vehicles must use the pavement, footpaths, cycle tracks, cycle/motor cycle tracks or the public carriageway.

Article 8

1 Horse riders are to use bridleways.

2 If there is a break in the bridle path, horse riders are to use the roadside of the public carriageway.

Article 9

Pedestrians may use the public carriageway if they form a column or if they are taking part in a march or a funeral procession.

Article 10

1 Other drivers than those indicated in Articles 5 to 8 inclusive must use the public carriageway. For parking their vehicles, they may also use other parts of the road except for pavements, footpaths, cycle tracks, cycle and motor cycle tracks or bridleways.

2 Road users other than cyclists and handicapped persons driving special vehicles may not use bicycle lanes with continuous lane markings.

Paragraph 2

Overtaking

Article 11

1 All overtaking must be carried out on the left.

2 Drivers who have positioned themselves on the left and have signalled their intention to turn left are to be overtaken on the right.

3 Cyclists must overtake other cyclists on the left. They may overtake other slower moving vehicles on the right.

4 Drivers who are positioned on the right of an indicator panel may overtake drivers on the right who are positioned on the left of such panels.

5 Trams may be overtaken on the right.

Article 12

It is not permitted to overtake a vehicle directly before or on a pedestrian crossing.

Paragraph 3

Queues

Article 13

1 When traffic is queuing, and where the carriageway is divided into several lanes heading in the same direction, it is not necessary to keep to the right hand lane.

2 Traffic queues may be overtaken on the right.

Paragraph 4

Approaching road junctions

Article 14

Drivers must not block road junctions.

Paragraph 5

Giving priority

Article 15

1 At road junctions, drivers must give priority to traffic approaching from the right.

2 The following exceptions exist to this rule:

- a. drivers on unpaved roads must give priority to drivers on paved roads;
- b. all drivers must give priority to tram drivers.

Paragraph 5a

Level crossings

Article 15a

1 Road users should never drive onto a crossing until the road ahead is clear and they can cross it completely.

2 When approaching a crossing, road users must give priority to rail vehicles and wait until the crossing is completely free.

Paragraph 6

Cutting across military convoys

Article 16

Road users must not cut across military convoys.

Paragraph 7

Turning

Article 17

1 Drivers wishing to turn must take up an appropriate road position by:

- a. if they wish to turn to the right, they must move across to the right side of the carriageway as soon as possible;

- b.* if they wish to turn to the left, they must take up an appropriate position close to the middle of the road or if they are on a dual carriageway they must take up a position as far to the left as possible.
- 2 Drivers must give advance warning of their intention to turn, either by using their indicator or by giving arm signals.

Article 18

- 1 Drivers intending to turn must give way to all oncoming vehicles and also to all vehicles travelling behind them in the same direction on their left or right.
- 2 Drivers intending to turn left must give way to oncoming drivers intending to turn right at the same road junction.
- 3 Sections 1 and 2 above do not apply to tram drivers.

Paragraph 8

Speed Limits

Article 19

A driver must at all times be able to bring his vehicle to a standstill within the distance that he can see to be clear.

Article 20

In built-up areas the speed limits are as follows:

- a.* for motor vehicles 50 km/h;
b. for mopeds and motor-powered vehicles built for disabled drivers 30 km/h.

Article 21

Elsewhere the following speed limits apply:

- a.* for motor vehicles on motorways 120 km/h, on main roads 100 km/h and on all other roads 80 km/h;
b. for mopeds and motor-powered vehicles built for disabled drivers 40 km/h.

Article 22

Unless lower limits are specified in other articles, the following special speed limits apply to the following vehicles:

- a.* for vans and lorries, buses and coaches and motor vehicles towing trailers 80 km/h;
b. for agricultural or forestry tractors and slow-







moving motor vehicles, as defined in Article 1.1 of the Motor Vehicle Regulation, 25 km/h;
 c. for microcars 45 km/h;
 d. for motor-assisted bicycles 25 km/h.

Article 22a

Unless lower limits are specified in other articles, a maximum speed of 100 km/h applies for T100 buses.

Table

Speed Limits				
Cars and motor cycles	120*	100*	80	50
Vans, lorries and buses and coaches	80	80	80	50
Motor vehicles towing trailers	80	80	80	50
Microcars	-	-	45	45
Mopeds and motor-powered invalid carriages	-	-	40	30
Motor-assisted bicycles and agricultural vehicles	-	-	25	25

* In the event of a major disruption to oil supplies a maximum speed limit of 90 km/h may be imposed on all motorways and other main roads.

Paragraph 9

Waiting

Article 23

1 Drivers and their vehicles may not wait:

- on a road junction or a level crossing;
- on a cycle track or within a bicycle lane on the public carriageway;
- on a pedestrian crossing or within five metres of a pedestrian crossing;
- in a tunnel;
- within the markings of a bus stop, or if there are no markings, with a distance of twelve metres of the bus stop. This does not apply if the intention is to allow passengers to board or to alight;
- within a bus lane on the public carriageway or
- on a road marked with a continuous yellow line.

Paragraph 10

Parking



Article 24

1 Drivers may not park their vehicles:

- a. On, or at a distance of less than five metres from, a road junction;
- b. in front of entrances/exits;
- c. directly on the carriageway of a major road outside a built-up area;
- d. in a designated parking area:

- 1 if, according to the instructions on the official parking notice, their vehicles are not included in the category or group of vehicles for which the parking area is intended;
 - 2 in any manner other than that shown in the instructions on the official parking notice;
 - 3 on days or at times when parking is shown on the official parking notice to be prohibited;
- e. on a road marked with a continuous yellow line;
- f. within an area specifically designated for the loading or unloading of goods;
- g. in parking bays reserved for permit-holders as shown by the sign E9, unless they themselves have such a permit for the bays in question.

2 If dates or times are indicated in the lower section of official parking notices E4 to E8 inclusive, E12 and E13, the parking permission or prohibition according to the notice in question, shall only apply on the days or during the hours indicated.

3 Drivers may not double-park their vehicles.

4 If a parking area, indicated by one of the official parking notices in the range E4 to E13 inclusive, has designated parking bays, drivers may only park in these bays.

Article 25

1 It is forbidden to park in a parking disc zone except in parking bays marked with a P on the ground or a P sign, or in bays marked with a blue stripe.

2 A motor vehicle having more than two wheels may only be parked in a bay marked with a blue

stripe if it clearly displays a parking disc showing the starting time and provided that the selected parking duration has not been exceeded.

3 If the lower part of the official parking notice displays hours and days, the parking disk may only be used on the days and during the times shown.

Article 26

Parking spaces designated for disabled drivers may only be used by:

- a.* vehicles displaying a disabled driver's badge;
- b.* motor vehicles with more than two wheels that clearly display a valid disabled driver's badge, or
- c.* any particular vehicle, for which the disabled parking bay has been set aside.

Paragraph 11

Parking bicycles and mopeds

Article 27

Bicycles and mopeds may be parked on the pavement, on footpaths, at the side of the road or wherever an official sign indicates that it is permitted.

Paragraph 12

Signalling

Article 28

Drivers may only sound their horns or signal with their headlamps to give warning of emergency situations.

Article 29

Drivers of police cars, fire engines, ambulances or other emergency service vehicles may show a rotating or flashing blue light and a two or three tone horn to show that they are on an emergency call.

Article 30

Drivers of motor vehicles that are used for certain purposes may show a rotating or flashing blue light.

Article 31

Signals may not be shown in any other manner or in any other circumstance than those indicated above.

Paragraph 13

Using lights while driving

Article 32

1 Drivers of motor vehicles, mopeds, motor-assisted bicycles and motor vehicles adapted for disabled drivers must drive with dipped headlights during dull daytime conditions and at night.

2 Driving with undipped headlights instead of dipped headlights is permitted except in the following circumstances:

- a. during the daytime;
- b. in the presence of other oncoming road users, and
- c. when following close behind another vehicle.

3 Rear lights and rear registration plate lights must always come on with undipped and dipped headlights, sidelights and foglamps.

Article 33

Towed trailers must be illuminated in dull daytime conditions and at night they must show rear lights, rear registration plate lights and side lights.

Article 34

1 Where visibility is seriously restricted as a result of fog, snow or rain, drivers of motor vehicles and vehicles adapted for disabled drivers must use their front foglamps.

2 Where visibility is reduced to less than 50 metres as a result of fog or heavy snowfall, drivers must use their rear foglamps.

Article 35

Cyclists and car drivers must use front and rear lights during dull daytime conditions and at night.

Article 36

Riders and persons accompanying horses or other animals must carry a light at night and in dull daytime conditions, which shows white or yellow to the front and red to the rear.

Article 37

Processions of pedestrians or marchers walking outside built-up areas at night or in dull daytime conditions must carry a light at the front left hand side of the procession that shows white or yellow to all sides and at the rear left hand side of the procession a light showing red to all sides.

Paragraph 14

Using lights while stationary

Article 38

Drivers of motor vehicles with more than two wheels, who need to stop outside built-up areas, in a slip road or at a designated parking area or in a lay-by on a main road or a motorway must display front and rear parking lights both at night and during dull daytime conditions.

Article 39

Stationary trailers outside built-up areas, in a slip road or at a designated parking bay or in a lay-by on a main road or a motorway must display side and rear parking lights both at night and during dull daytime conditions.

Article 40

Outside built-up areas, stationary cars on a main road must display front and rear parking lights at night and during dull daytime conditions.

Paragraph 15

Special lights

Article 41

Drivers of motor vehicles may use front spotlights, floodlights or marker lights at the same time as dipped headlights or foglamps.

Paragraph 16

Motorways and main highways

Article 42

1 Motorways may only be used by drivers, whose vehicles are capable of being driven at speeds greater than 60 km/h.

2 Main highways may only be used by drivers, whose vehicles are capable of being driven at speeds greater than 50 km/h.

Article 43

1 Drivers are not permitted to execute U-turns or to reverse their vehicles while driving on motor ways or main highways.

2 Drivers are not permitted to stop on the carriageway of a motorway or a main highway.

3 Except in emergencies, road users are not permitted to drive on the hard shoulder or onto lay-bys or parking areas of motorways or main highways.

4 On a three or more lane motorway, drivers towing trailers (where the length of the combination is greater than 7 metres) and drivers of goods vehicles are not permitted to use any lane except the two innermost right hand lanes. This regulation shall not apply in cases where the vehicle is negotiating a change of lanes.



Paragraph 17

Roads across recreation areas

Article 44

Pedestrians may use the full width of roads that pass through recreation area.

Article 45

Drivers may not drive at more than a walking pace on roads that pass through a recreation area.

Article 46

1 Drivers of motor vehicles may not park in recreation areas except within special parking areas designated by a parking notice or board showing a P.

2 If the recreation area is designated a parking disk area, parking is permitted in areas marked with a blue stripe, provided that a parking disk is used.



Paragraph 18

Roundabouts

Article 47

Drivers of motor vehicles and moped riders driving along a main road are permitted to drive in a lane other than the right hand lane when entering or driving round a roundabout.

Article 48

Drivers are permitted to overtake on the right when entering or driving round a roundabout.

Paragraph 19

Pedestrians



Article 49

1 Drivers must give priority at all times to blind or partially sighted pedestrians carrying a white cane with one or a number of red rings around it and also to all other persons with disabilities.

2 Drivers must give way at all times to pedestrians and drivers of invalid carriages who are crossing, or obviously waiting to cross at a pedestrian crossing.

3 Subsection 2 above does not apply to drivers of vehicles forming part of a military convoy.

4 Subsection 2 above does not apply if the pedestrians and the drivers of invalid carriages are prevented from crossing by either a red or a flashing amber pedestrian crossing light.

Paragraph 20

Emergency vehicles

Article 50

Road users must at all times give priority to drivers of emergency vehicles.

Paragraph 21

Stray livestock

Article 51

It is not permitted to allow animals of any kind to roam at large without supervision on the public highway. This prohibition does not apply where roads have been specifically authorised for this purpose by the competent authorities.

Paragraph 22

Boarding and alighting
passengers

Article 52

Drivers intending to pass a stationary tram or bus on the side where passengers may be boarding and alighting must give way and allow them the opportunity to do so.

Paragraph 23

Towing

Article 53

Drivers of motor vehicles are not permitted to tow other vehicles if the distance between the rear of the front vehicle and the front of the second vehicle is greater than five metres.

Paragraph 24

Special manoeuvres

Article 54

Drivers intending to carry out special manoeuvres, such as pulling away, reversing, turning into the road from an exit, turning off the road into an entrance, performing a U-turn, switching from the feeder lane into the main highway, switching from the main highway into the exit lane or changing lanes must at all times give way to other vehicles.

Article 55

Drivers of motor vehicles and moped riders must signal using their direction indicators (moped riders may give arm signals), when they pull away, intend to overtake other vehicles, join or leave the main carriageway or if they wish to change lanes or carry out any other sideways changes to their road positions.

Article 56

Within built-up areas, drivers must give bus drivers sufficient opportunity to pull away from a bus stop if the bus driver signals his intention to do so. This does not apply to drivers of vehicles forming part of a military convoy.

Paragraph 25

Unnecessary noise

Article 57

Drivers of motor vehicles and riders of mopeds and motor-assisted bicycles must ensure that their vehicles do not cause unnecessary noise.

Paragraph 26

Warning triangles

Article 58

1 Stationary motor vehicles with more than two wheels and trailers must be clearly identified as such by a warning triangle if they are likely to cause a hazard to approaching traffic, which might otherwise not be able to see them in time. This does not apply if a flashing hazard light is shown.

2 The warning triangle must be placed on the road in a clearly visible manner at a distance of not less than 30 metres from the vehicle. It must be arranged facing the approaching traffic that is exposed to the hazard.

Paragraph 27

Seat belts and child restraint systems

Article 59

1 Drivers of a motor vehicle or a moped and its passengers should use the seatbelt restraints provided. Passengers younger than 18 years of age and less than 1.35 metres tall should use an appropriate child restraint system with a seal of approval as indicated in Article 22, subsection 4, of the law. When seats designed for passengers are equipped with seatbelts, it is forbidden to transport more passengers in the vehicle than the number of seatbelts provided.

2 Vehicles as meant in subsection 1 above which are not equipped with seat belts or child restraint systems as meant in 1 must not be used to transport passengers younger than 3 years of age, and passengers aged 3 to 18 years and less than 1.35 metres tall must not be seated in the front passenger seats.

3 Passengers younger than 18 years of age may

not be placed in a rear-facing car seat in a front passenger seat equipped with an airbag, unless this airbag has been disengaged or is automatically sufficiently disengaged.

4 Subsection 1 above does not apply to passengers using a wheelchair. These passengers shall be transported in a wheelchair which is secured in the vehicle by means which ensure the stability of the wheelchair and the safety of the occupant. These passengers shall use a seat belt integrated into the vehicle or a floor-mounted vehicle restraint system, as long as the construction of such system is one approved by Our Minister.

5 The mandatory use of an approved child restraint system and subsection 2 above do not apply to taxi transport. In vehicles used for taxi transport which do not contain child restraint systems, passengers under age 18 and less than 1.35 metres tall must not be seated in the front passenger seats.

6 The mandatory use of the seat belt provided for the driver and subsection 4 above do not apply to taxi transport, insofar as this involves contracted transport or taxi transport in a taxi not outfitted for wheelchair transport.

7 The automatic seat belt, the seatbelt or the child restraint system must be used in such a way that the protective function of these does not have or could have a negative influence. People aged 18 and over and people under the age of 18 who under the circumstances do not need to use a child restraint system, may, if required, use a device designed to place the diagonal portion of the seat belt over the shoulder. Our Minister may provide additional requirements for such a provision.

8 Drivers of the vehicles as stated in subsection 1 are forbidden to transport passengers younger than 12 years of age and passengers in wheelchairs by means other than set forth in this Article.

Article 59a

1 Contrary to Article 59, subsection 1 and 8 above, drivers of a passenger bus and their passengers aged 3 and older must use the seatbelt or child restraint system provided on the bus when they are seated on the bus and the vehicle is driving in traffic.

2 Passengers in a moving bus shall be informed of the mandatory use of restraint systems as named in subsection 1 above whenever they are seated and the vehicle is driving in traffic. This announcement shall be made in one of the following ways:

- a.* by the driver, conductor, tour leader or person acting as group leader;
- b.* by audiovisual means;
- c.* by written instructions or the following pictogram:

Use of the pictogram will be through clear application on every seat.

3 Contrary to Article 59a, subsection 1, passengers in buses permitting standing passengers are not required to make use of restraint systems, and bus passengers on city or regional routes lying outside of the city centre are not required to make use of restraint systems.

4 Bus drivers are forbidden to transport passengers younger than 12 years of age in a manner otherwise than that set forth in this Article.

Article 59b

1 Contrary to Article 59, subsection 1 and subsection 8, a third passenger older than 3 years of age and less than 1.35 metres tall may be transported other than in the front passenger seat in passenger and hired vehicles, when after installation of two child restraint systems it is not possible to install a third child restraint system, and these two restraint systems are in use, and provided this passenger uses a seatbelt. Article 59, subsection 7, applies.



2 Contrary to Article 59, subsection 1 and subsection 8, until 1 May 2008, more passengers aged 18 years or older or persons under age 18 and taller than 1.35 metres may be transported than there are seatbelts provided, in seats other than the front passenger seats in passenger and hired vehicles.

3 Contrary to Article 59, subsection 1, sentence 2, and subsection 8, in incidental cases and over short distances, passenger and hired vehicles may transport passengers aged 3 or older and less than 1.35 metres tall in the front passenger seats, when these passengers use a seatbelt. This does not apply to passengers whose parent is the driver or the owner or holder of the vehicle.

4 Drivers of passenger or hired vehicles are forbidden to transport passengers younger than 12 years of age in a manner other than that set forth in this Article.

Paragraph 28

Safety Helmets

Article 60

1 The rider and pillion rider of mopeds, motor cycles and three-wheeled motor vehicles must wear a properly fitting safety helmet with a clear and reliable means of fastening around the head and bearing the seal of a safety standard as stipulated in the Regulations authorising the use of helmets.

2 The first section above does not apply in the case of:

- a. the rider and pillion rider of a motor-assisted bicycle;
- b. the rider and rear passenger of a motor-assisted trailer bicycle;
- c. the rider and pillion rider of a type of moped designated by the Dienst Wegverkeer (Road Transport Office), which is not a microcar, or a motor cycle with a seat protected by a safety cell and fitted with seat belts. The designation may distinguish between the rider and the passengers as

far as the validity of the first section applies. Rules have been set by ministerial ruling relating to the requirements a moped or motor cycle must meet in order to be so designated. In each case the rules relate to the requirements that the safety cell and seat belts must meet;

d. the driver and passengers of a microcar with a closed compartment for the driver;

e. the driver and the passengers of a microcar without a closed compartment for the driver or a three-wheeled motor vehicle where the seat of the microcar or motor vehicle is fitted with seat belt fittings and seat belts bearing the seal of a safety standard.

3 Riders are forbidden to take as passengers children under twelve years in any other way than that prescribed in this article.

Paragraph 29

Child seats on bicycles and mopeds

Article 61

Cyclists and moped riders may only carry children below the age of eight if they are provided with a proper, safe seat having adequate support for their backs, their hands and their feet.

Paragraph 30

Use of mobile telecommunications equipment

Article 61a

Persons driving or riding a motor vehicle, moped or invalid carriage are not permitted to hold a mobile phone while travelling.

Paragraph 31

Conveyance of persons in or on trailers and in loading space

Article 61b

1 It is forbidden to convey persons in the open or closed loading space of a motor vehicle or moped and in or on a trailer behind a motor vehicle or moped.

2 The first clause does not apply:

a. to the conveyance of persons in the loading space of an ambulance, animal ambulance or vehicle specially equipped for transporting wheelchairs and carrying a designation of such on the registration document;

-
- b.* to the conveyance of persons in the loading space of motor vehicles in the service of the police or fire brigade and other emergency services designated by our Minister;
 - c.* to the conveyance of a person on the driver's seat of a motor vehicle or a moped with more than two wheels towed by another motor vehicle or another moped with more than two wheels and to the transport of the passengers of the towed vehicle referred to herein for whom there is no seating available in the towing vehicle referred to herein;
 - d.* In the case of the transport of persons that occurs as part of an event or procession for which a permit has been issued in accordance with a municipal bye-law.

3 Road Signs

Paragraph 1

General provisions

Article 62

Road users are required to observe all road signs giving orders or containing prohibitions.

Article 63

In the event of any conflict between road signs and traffic regulations, road signs will take precedence.

Article 63a

Road signs indicating a speed limit do not take precedence over the statutory speed limits for motor-assisted bicycles, mopeds, microcars, motor-powered invalid carriages, lorries, buses, cars towing trailers and agricultural vehicles and any emergency speed limits imposed for example as a result of a fuel shortage (Article 86a) insofar as such signs show higher limits.

Article 64

Traffic lights take precedence over any road signs that govern priority.

Paragraph 2

Traffic signs



Article 65

1 Where a carriageway is divided into lanes, the instruction contained in a traffic sign may be restricted to one or more of these lanes.

2 The signs E1, E2 and E3 only apply to the side of the road on which they are placed.

3 However, parking a vehicle, a bicycle or a moped is permitted at designated parts of the highway.

Article 66

1 If the word 'zone' appears at the top of a traffic sign together with an indication of the extent of the zone (for example in the form of a rough map), the traffic sign is to apply in the area shown.

2 If the word 'zone' appears at the top of a traffic sign without any further indication as to the nature of the zone, the traffic sign is to apply within the area between the traffic sign denoting the start of the zone and the traffic sign denoting the end of the zone.

3 This also applies to the sign E 10.

Article 67

1 Plates arranged below traffic signs can contain:

- a. a further clarification of the traffic sign;
- b. if such plates only contain symbols, the traffic sign only applies to the road users as indicated or to the road conduct as indicated;
- c. if such plates indicate the word 'Except' in combination with symbols, the traffic sign is not intended to apply to the road users or the road conduct so indicated.

2 If an intended road conduct is indicated by means of a text or signs in combination with symbols, the plate will include a clarification.

3 Symbols shown on plates below traffic signs have the same significance as those shown in Appendix 1.

Paragraph 3

Traffic lights



Article 68

1 The colours in three-colour traffic lights signify as follows:

- a. green light: proceed;
- b. amber light: stop; drivers who are so close to the traffic lights that they cannot reasonably be expected to stop safely should proceed;
- c. red light: stop.

2 If the three-colour traffic lights, or an associated single-colour traffic light contain an illuminated arrow, this applies only to the direction that is indicated by the arrow.

3 Where an illuminated picture of a bicycle is shown, this signal applies to bicycles and mopeds on a cycle/moped track and drivers of invalid carriages.

4 Drivers of motor vehicles forming part of a military convoy that has started to pass a green light may continue after the lights have changed to another colour.

5 If, in a set of three-colour traffic lights, there is a plate with the words 'Right turn clear for bicycles and mopeds', the amber and the red lights do not apply to cyclists, moped riders and drivers of invalid carriages who are turning right. If, in a set of three-colour traffic lights, there is a plate with the words 'Right turn clear for bicycles', the amber and the red lights do not apply to cyclists and drivers of invalid carriages who are turning right.

6 These road users therefore have right of way over other road users.

7 Where a main road is divided into lanes with traffic proceeding in the same direction, a traffic light can apply to just one of these lanes. In that case, the traffic light will only apply to the traffic on the lane so indicated.

Article 69

1 The colours of two-colour traffic lights signify as follows:

- a. amber light: stop; drivers who are so close to the traffic lights that they cannot reasonably be expected to stop safely should proceed;
- b. red light: stop.

Article 70

1 In the case of buses or trams, the lights signify as follows:

- a. white light or flashing white light: proceed;
- b. amber light: stop; drivers who are so close to the traffic lights that they cannot reasonably be expected to stop safely should proceed;
- c. red light: stop.

2 The white light and the flashing white light only apply to the directions as indicated.

3 Bus and tram lights apply to drivers of trams and scheduled buses who are following the direction indicated by the lights in question.

4 Tram and bus lights also apply to drivers of non-scheduled buses driving in a bus lane that is controlled by the lights in question.

Article 71

Lights at tram and rail crossings signify:

- a.* flashing white lights: no tram or train is approaching;
- b.* flashing red light: stop.

Article 72

For lights on bridges, a red light or a flashing red light means: stop.

Article 73

Where road lanes are controlled by traffic lights, the following signs signify:

- a.* a green arrow or maximum allowable speed, shown by the sign A3: the lane may be used;
- b.* a red cross: the lane may not be used;
- c.* a white arrow: an initial warning of a red cross;
- d.* the word 'BUS': the lane may only be used by drivers of scheduled buses and coach drivers;
- e.* the word 'SCHEDULED BUS': the lane may only be used by drivers of scheduled buses.

Article 74

1 The following signs at pedestrian crossings signify:

- a.* green light: pedestrians may cross;
- b.* flashing green light: pedestrians may cross, but the lights are about to change to red;
- c.* red light: pedestrians must not start to cross. Pedestrians already on the crossing must finish crossing as quickly as possible.

2 When the red light is replaced by a flashing yellow light, as described in Article 75, pedestrians may cross provided that they give way to other traffic.

Article 75

A flashing yellow light signifies: Danger. Take care.



Paragraph 4

Road markings

Article 76

A continuous line signifies the following:

a. if the line divides two traffic lanes or paths with traffic flowing in both directions:

Drivers may not cross to the left of the line and must not drive on the left side of the line unless the line is a double line and the line on the right is a broken line.

b. if the line divides two traffic lanes or paths with traffic flowing in one direction only: Drivers may not cross the line unless it is a double line and the line next to the driver is a broken line.

Article 77

Drivers must not drive on the very edges of the road.

Article 78

Drivers of motor vehicles and riders of mopeds driving in a particular lane must keep to this lane when entering a road junction.

Article 79

If they are required to stop, drivers must stop behind the line at a stop sign.

Article 80

Give-way road markings mean that drivers must give way to vehicles crossing in front of them.


Article 81

Bus lanes and routes bearing the word 'BUS' may only be used by drivers of scheduled buses and coach drivers. Bus lanes and routes bearing the words 'SCHEDULED BUS' may only be used by drivers of scheduled buses.

4 Signals by authorised persons

Paragraph 1

Obligations
on the part of road users



Paragraph 2

Precedence of instructions over
traffic signs and regulations

Article 82

- 1 Road users are obliged to follow all signals or instructions given to them either verbally or by gesture by members of the Police, the Military Police and persons responsible for supervising traffic.
- 2 Drivers are also required to obey instructions to stop given by lollipop ladies and the like.
- 3 Road users are required to stop when so instructed by an operator of a rail-mounted vehicle.

Article 83

Road users are also required to stop when so ordered by a stop instruction consisting of a red light or a stop sign displayed by a police vehicle in which the words 'Stop' or 'Stop – Police' are displayed in illuminated red letters against a dark background.

Article 84

Instructions always take precedence over traffic signs and traffic regulations.

5 Special Regulations for Disabled Drivers

Paragraph 1

Exemptions for disabled drivers

Article 85

1 Drivers of motor vehicles with more than two wheels displaying a valid and clearly legible disabled driver's parking badge are exempted from the restrictions governing parking in a parking disk zone (Article 25). Similarly, disabled drivers wishing to park for up to three hours are exempted from the ban on parking on a single unbroken yellow line and where parking is forbidden by the sign E1, and also from the parking restrictions on recreation area (Article 46). In this latter case, they must clearly display in their vehicles a parking disk showing the time at which they commenced parking.

2 Drivers of invalid carriages are exempted from the restrictions governing parking in a parking disk zone (Article 25). Similarly, if they wish to park for up to three hours they are exempted from the ban on parking on a single unbroken yellow line and where parking is forbidden by the sign E1. In this latter case, they must clearly display in their vehicles a parking disk showing the time at which they commenced parking.

Paragraph 2

Disabled parking badges issued outside the Netherlands

Article 86

Parking badges for the disabled issued by the competent authorities outside the Netherlands are considered to be the equivalent to a disabled parking badge issued in the Netherlands, in as far as they are designated as such by the Regulations governing disabled parking badges.

5a Temporary restrictions to speed limits as a result of an interruption to fuel supplies

Article 86a

In the event of a major interruption to fuel supplies, a speed limit of 90 km/h may be imposed on all motorway and other main highway traffic with the exception of lorries, buses and motor vehicles towing trailers.

Article 86b

Drivers of vehicles other than lorries, buses or motor vehicles towing trailers are not permitted to exceed the maximum speed limits imposed by virtue of Article 86a above.

Appendix 1 Explanation of Traffic Signs

				Speed restrictions
<p>A1 Speed limit</p>	<p>A2 End of speed limit</p>	<p>A3 Speed limit displayed on an electronic display panel</p>	<p>A4 Recommended speed</p>	
				Priority
<p>A5 End of recommended speed</p>	<p>B1 Priority road</p>	<p>B2 End of priority road</p>	<p>B3 Crossroads with priority</p>	
<p>B4 Road junction with priority over minor road from the left</p>	<p>B5 Road junction with priority over minor road from the right</p>	<p>B6 Give priority to traffic on the main road ahead</p>	<p>B7 Stop: Give priority to traffic on the main road ahead</p>	
				Road closed warnings
<p>C1 Road closed in both directions to vehicles, riders and persons in charge of animals or livestock</p>	<p>C2 No entry in this direction for vehicular traffic, horse riders and persons in charge of animals or livestock</p>	<p>C3 One-way road</p>	<p>C4 One-way road</p>	



C5

Access permitted



C6

No access for vehicles with more than 2 wheels



C7

No access for goods vehicles



C8

No access for motor vehicles that cannot exceed 25 km/h



C9

No access for riders, cattle, wagons, motor vehicles not able to exceed a speed of 25 km/h, microcars, bicycles, mopeds or invalid carriages



C10

No access for motor vehicle towing trailers



C11

No access for motor cycles



C12

No access for motor vehicles



C13

No access for mopeds, motor-assisted bicycles or motor-powered invalid carriages



C14

No access for bicycles or for non-motor-powered invalid carriages



C15

No access for bicycles, mopeds and invalid carriages



C16

No access for pedestrians



C17

No access for vehicles or combinations of vehicles with a length, including the load, greater than indicated



C18

No access for vehicles with a width, including the load, greater than indicated



C19

No access for vehicles with a height, including the load, greater than indicated



C20

No access for vehicles with an axle load greater than indicated



C21

No access for vehicles or combinations of vehicles with a total weight greater than indicated



C22

No access for vehicles carrying hazardous substances



C23-01

Rush-hour lane open



C23-02

Clear rush-hour lane



C23-03

Rush-hour lane closed

Signs giving positive instructions



D1

Roundabout – give way to vehicles on the immediate right



D2

Instruction to all drivers to keep to the right of the sign (or left if arrow is reversed)



D3

The sign may be passed on either side



D4

Instruction to drive ahead only



D5

Instruction to follow the direction ahead shown by the arrow



D6

Instruction to follow one of the directions ahead shown by the arrows



D7

Instruction to follow one of the directions ahead shown by the arrows



E1

No parking



E2

No stopping



E3

No parking bicycles or mopeds



E4

Parking area



E5

Taxi rank



E6

Parking for disabled drivers



E7

Parking permitted for the immediate loading and unloading of goods only



E8

Parking facilities only for the category or group of vehicle shown



E9

Parking for permit-holders only

Parking and stopping



E10

Entrance to controlled parking zone



E11

Entrance to controlled parking zone



E12

Park and ride facilities



E13

Parking facilities for car sharers

Other signs giving orders



F1

overtaking
No



F2

End of no overtaking zone



F3

No overtaking of cars by lorries



F4

End of zone with no overtaking of cars by lorries



F5

Give way to oncoming vehicles



F6

Priority over oncoming vehicles




F7

No U-turns



F8

End of all restrictions imposed by traffic signs



F9

End of all restrictions imposed by electronic signalling panels



F10

Stop. The sign can also contain further information as to whom it is directed and why

Traffic Regulations



G1

Motorway



G2

End of motorway



G3
Main highway



G4
End of main highway



G5
Recreation area



G6
End of recreation area



G7
Footpath



G8
End of footpath



G9
Bridleway



G10
End of bridleway



G11
Route for pedal
cycles only



G12
End of pedal cycles
route



G12a
Route for pedal cycle
and mopeds only



G12b
End of route for pedal
cycles and mopeds



G13
Optional cycle path



G14
End of optional
cycle path

Bebouwde kom



H1
Built-up area



H2
End of built-up area



J1
Uneven road



J2
Bend to right



J3
Bend to left



J4
Double bend,
first to right



J5
Double bend,
first to left



J6
Steep hill upward



J7
Steep hill downward



J8
Dangerous crossing

Warning signs



J9
Roundabout



J10
Level crossing with
barrier or gates ahead



J11
Level crossing
without barrier or
gates ahead



J12
Level crossing with
single track



J13
Level crossing with
two or more tracks



J14
Tram (crossing) ahead



J15
Opening or swing
bridge ahead



J16
Road works ahead



J17
Road narrows
on both sides



J18
Road narrows
on the right side



J19
Road narrows on
the left side



J20
Slippery road



J21
School crossing



J22
Pedestrian crossing



J23
Pedestrians



J24
Cyclists and moped riders



J25
Loose chippings



J26
Quayside or river bank



J27
Wild animals



J28
Livestock



J29
Two-way traffic



J30
Low-flying aircraft



J31
Side winds



J32
Traffic lights



J33
Queues likely



J34
Danger of accidents



J35
Reduced visibility
because of snow,
rain or fog



J36
Risk of ice or snow



J37
Danger.
Details of the danger
are shown on the
plate beneath



J38
Road hump

Direction signs



K1
Low level motorway information
sign showing both
main and intermediary
destinations and the motorway
number



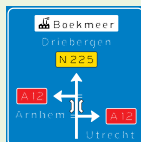
K2
Advance warning sign
of a motorway showing
the distance to the next
exit and destinations
after the exit (the top
destination is the name
of the exit), direction to
aerodrome/airport and
the road number (non-
motorway)



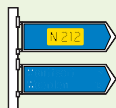
K3
Information sign for exit
to motorway service
area, showing the name
of the rest area and sym-
bols for the services
offered



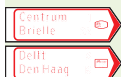
K4
High level motorway information sign showing lane in-
structions for through traffic and exit panel showing inter-
mediary destinations, with the motorway number and Eu-
ropean route numbers



K5
Non-motorway advance
information panel
showing intermediary
destinations, road
numbers, a viaduct
symbol and a sign for
an industrial zone

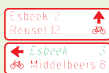


K6
Non-motorway infor-
mation panels showing in-
termediary destinations
and non-motorway road
numbers



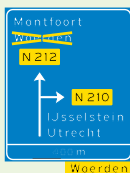
K7

Signposts for cyclists and moped riders (finger posts) showing local and intermediary destinations, municipal cycle route numbers (above) and showing intermediary destinations and intermediary cycle route numbers (below)



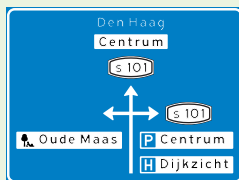
K8

Signposts (multiple) for cyclists and moped riders showing intermediary destinations and indicating an alternative route (in italics) to one of the destinations



K9

Diversion with alternative route shown on an advance warning panel for a non-motorway highway



K10

Advance warning panel within a built-up area showing an intermediary destination, local destinations, local tourist sights, local facilities and road numbers through the town



K11

Lane instructions on a non-motorway highway. Panel showing intermediary destinations, road numbers and directions to a motorway



K12

Local signpost within a built-up area showing names of individual districts (in traffic areas)



K13

Signpost within a built-up area showing district numbers (in traffic areas)



K14

Route for the conveyance of hazardous materials

informatie



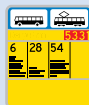
L1

No vehicles over height shown



L2

Pedestrian crossing



L3

Bus/tram stop



L4

Get in lane



L5

End of lane



L6

Lane fork



L7

Number of through lanes



L8

No through road
for vehicles



L9

Advance warning of a
no through road for
vehicles



L10

Advance warning of traffic
information for the direc-
tion shown



L11

Information on panel
applies only to the lane(s)
indicated



L12

Information on panel -
applies only to the lane
indicated



L13

Model sign traffic
tunnel



L14

Airport



L15

Airport equipped with
emergency telephone
and fire extinguisher



L16

Emergency
telephone



L17

Fire extinguisher



L18

Emergency telephone
and fire extinguisher




L19

Nearest exit or second
nearest exits in the directions
and at the distances indicated
on the sign

Appendix 2 Signals by authorised persons




General stop signals



Stop signal for traffic approaching from the front



Stop signal for traffic approaching from behind



Stop signal for traffic approaching from both front and behind



Stop signal for traffic approaching from the right



Stop signal for traffic in free-moving lanes. Traffic in other lanes to proceed with caution. Clear the junction.



Signal to reduce speed



Stop signal given by lollipop lady using the sign F 10

Appendix 3 Definitions

Article 1

For the purpose of the present Decree and all provisions that flow from it, the meaning of the following terms shall be as follows:

Act	<i>Act</i> : The Road Traffic Act 1994;
Ambulance	<i>Ambulance</i> : motor vehicle, equipped and intended to be used for ambulance transport as referred to in the Dutch law on conveyance by ambulance (Wet ambulancevervoer)
Animal ambulance	<i>Animal ambulance</i> : motor vehicle, equipped and intended to be used for the transport of sick or wounded animals
bicycles with pedal assistance	<i>Bicycles with pedal assistance</i> : bicycles equipped with an electric assisting engine with a nominal continuous maximum output of 0.25 kW and whose propulsion is gradually reduced and ultimately interrupted when the vehicle reaches the speed of 25 km/h, or sooner, if the driver stops pedalling; (Road Traffic Act)
Bus	<i>Bus</i> : a motor vehicle designed to carry more than eight persons, excluding the driver;
Bus lane	<i>Bus lane</i> : a division of the carriageway marked by broken or continuous lines and indicated by the word 'BUS' or 'SCHEDULED BUS';
Bus route	<i>Bus route</i> : a traffic route indicated by the word 'BUS' or 'SCHEDULED BUS';
Carriage way	<i>Carriage way</i> : any part of the road specifically intended to be used by road vehicles and excluding footpaths and cycle or moped tracks;
Commercial vehicle	<i>Commercial vehicle</i> : a motor vehicle intended to carry goods, with a permitted maximum weight of no more than 3500 kg;
Competent authorities	<i>Competent authorities</i> : those authorities defined in article 18, subsection 1 of the Act;

Continuous carriageway	<i>Continuous carriageway</i> : a carriageway without entry and exit lanes;
Cycle lane	<i>Cycle lane</i> : divisions of the main carriageway clearly marked by broken or continuous lines and showing depictions of a bicycle;
Day	<i>Day</i> : the period between sunrise and sunset;
Driver of a motor vehicle	<i>Driver of a motor vehicle</i> : <ol style="list-style-type: none"> 1 any person in charge of a motor vehicle, or 2 where the motor vehicle in question is one requiring a category B, C, D or E license or where the vehicle has dual controls and the driver is giving driving tuition or conducting an official driving test other than a test such as is described in Article 131, part 1 of the Road Traffic Act 1994;
Drivers	<i>Drivers</i> : all road users excepting pedestrians;
Emergency vehicle	<i>Emergency vehicle</i> : a motor vehicle fitted with acoustic and visual alarm signals as described in Article 29;
Entry lane	<i>Entry lane</i> : a section of road that is separated by markings from the main carriageway that is intended to be used by drivers joining the main carriageway;
Exit lane	<i>Exit lane</i> : a section of road that is separated by markings from the main carriageway that is intended to be used by drivers leaving the main carriageway;
Give-way road markings	<i>Give-way road markings</i> : priority triangles on the carriageway surface;
Giving priority	<i>Giving priority</i> : allowing certain drivers to proceed without obstructing their way;
Goods vehicle	<i>Goods vehicle</i> : a motor vehicle with a maximum permitted weight of 3500 kg not intended for carrying passengers;
Hard shoulder or refuge sections	<i>Hard shoulder or refuge sections</i> : areas at the edges of motorway or main highway carriageways divided by an unbroken line from the main part of the carriageway intended for use in emergencies, except for the period that it is open as a rush-hour lane;

Invalid carriage	<i>Invalid carriage:</i> a vehicle that is specifically designed to be driven by a disabled driver and is not wider than 1.10 metres, fitted with a drive system the design of which restricts the maximum speed to 45 km/h, and which is not a moped;
Junction	<i>Junction:</i> A crossing or a division of roads;
Level crossings	<i>Level crossing:</i> an intersection point of a road and a railway track designated by the sign J12 or J13;
Local traffic	<i>Local traffic:</i> drivers whose destinations include one or more specific local stops that are located on or in the direct vicinity of a main road that is closed to certain categories of vehicles and that can only be reached by these routes and also drivers of scheduled buses;
Main Highway	<i>Main highway:</i> a road designated by sign G3; parking areas, filling stations and bus stops located along motorways are not regarded as being part of the motorway;
Microcar	<i>Microcar:</i> a moped having more than two wheels and having a compartment for the driver;
Military Convoy	<i>Military Convoy:</i> a number of military vehicles or alternatively a number of emergency services vehicles driving in the form of a convoy and under the control of a single commander, bearing identifying markings;
Moped	<i>Moped:</i> <ol style="list-style-type: none"> a motor vehicle on two wheels, with a maximum speed limited by its design to 45 km/h, equipped with an internal combustion engine with a maximum cylinder capacity of 50 cc or an electric motor with a nominal continuous maximum output of 4 kW, that is not an invalid carriage; a motor vehicle on three wheels, with a maximum speed limited by its design of 45 km/h, that is not an invalid carriage, equipped with: <ol style="list-style-type: none"> an engine with electric ignition and a maximum cylinder capacity of 50 cc; an internal combustion engine and a net maximum output of 4 kW for engines other than

- those indicated in 1, or
- 3 an electric motor with a nominal continuous maximum output of 4 kW; or
 - c. a motor vehicle on four wheels that is not an invalid carriage, with a maximum speed limited by its design to 45 km/h and an unladen weight of less than 350 kg, not including the weight of the batteries in electric vehicles, equipped with:
 - 1 an engine with electric ignition with a maximum cylinder capacity of 50 cc,
 - 2 an internal combustion engine and a net maximum output of 4 kW for engines other than those indicated in 1, or
 - 3 an electric motor with a nominal continuous maximum output of 4 kW.

In any event, a vehicle designated as a moped according to the registration issued will be considered a moped;
(Road Traffic Act)

Motor-assisted bicycle

Motor-assisted bicycle: a moped that, according to the information in the register or the registration issued for the vehicle, is designed for a maximum speed of 25 km/h;

Motor-assisted trailer bicycle

Motor-assisted trailer bicycle: moped on three symmetrical wheels, with two front wheels with a diameter exceeding 0.60m, designed exclusively to transport a driver/rider and goods and possibly a passenger seated behind the rider/driver;

Motor cycle

Motor cycle: a motor vehicle on two wheels, which can have a side-car or pull a trailer;

Motor vehicles

Motor vehicles: all motorised vehicles except moped, bicycles with pedal assistance and invalid carriages, intended to travel other than on rails;

Motorway

Motorway: a road designated by sign G 1; parking areas, filling stations and bus stops located along motorways are not regarded as being part of the motorway;

Night

Night: the period between sunset and sunrise;

No thoroughfare indication

No thoroughfare indication: an indication that

	access to the road in question is prohibited and the road may not be used;
Parking	<i>Parking</i> : Stopping and leaving a vehicle for a purpose other than that of allowing passengers to board or to alight or to load or unload goods;
Parking areas or parking lanes	<i>Parking areas or parking lanes</i> : a paved strip alongside the main carriageway that is intended for stationary or parked vehicles;
Road edges	<i>Road edges</i> : the cambered edges of a carriageway;
Road traffic	<i>Road traffic</i> : all road users;
Road users	<i>Road users</i> : pedestrians, cyclists, moped riders, drivers of invalid carriages, motor vehicles of trams, horse riders, persons accompanying animals or cattle and drivers of horse-drawn or other wagons;
Rush-hour lane	<i>Rush-hour lane</i> : the shoulder designated as a traffic lane according to sign C23-01;
Safety Cell	<i>Safety Cell</i> : Part of the structure of a moped, a motorcycle or three-wheeled motor vehicle that protects the rider or passengers from head injury;
Scheduled bus	<i>Scheduled bus</i> : a motor vehicle designed for the public carriage of persons in the sense of the Carriage of Persons Act 2000;
T100 bus	<i>T100 bus</i> : a bus designated by a marking on its registration or in the register as having been configured as eligible for a maximum speed of 100 kilometres per hour. Equivalent to a T100 bus as described in this decree is a bus registered in another European Union member state, or a state that is not a member of the European Union but which is a party to a Convention to that effect or partly to that effect and which is binding on the Netherlands, and regarding which the registration or a statement issued by an independent testing authority, issued based on investigations offering a level of protection at least equivalent to the level assumed by national investigations, indicates that the bus is suitable for a maximum speed of 100 kilometres per hour;

Three-wheeled motor vehicle	<i>Three-wheeled motor vehicle:</i> three-wheeled motor vehicle as intended in article 1.1 section q of the Vehicle Regulations;
Traffic lane	<i>Traffic lane:</i> sections of the carriageway divided by means of appropriate markings into lanes of such a width that vehicles having more than two wheels can travel between the markings;
Trailer	<i>Trailer:</i> vehicles that are pulled by another vehicle or are clearly intended to be so pulled, including semi-trailers;
Vehicles	<i>Vehicles:</i> bicycles, mopeds, invalid carriages, motor vehicles, trams and lorries.

Article 2

1 The rules for pedestrians are also to be applied to drivers of invalid carriages where these travel on the footpath or pavement or use a pedestrian crossing to cross from one footpath or pavement to the other.

2 In addition, the rules for pedestrians are also to be applied to persons who are pushing a bicycle, a moped or a more-assisted bicycle and also to persons who are propelling themselves along by other means than a vehicle (e.g. roller skates, ice skates etc.).

3 The rules for wagons and carts are also to be applied to people walking in processions, marches and groups when they are on the public highway.

Article 2a

The rules for motor vehicles and drivers of motor vehicles are to be applied to microcars and the drivers of microcars and not the rules that apply to mopeds and riders of mopeds.

Article 2b

Unless stated elsewhere to the contrary, the rules for bicycles and cyclists shall be applied to motor-assisted bicycles and riders of motor-assisted bicycles and not the rules that apply to mopeds and riders of mopeds.

Note

This edition is an abridged popular version intended for instructional purposes. No legal status can be derived from the fact that the text has been abridged and adapted. The authors decline all liability in respect of the consequences of the interpretation of the present rules.

Publisher's details

Edition

This internet edition is published by the Ministry of Transport and Public Works and the traffic safety authorities.

For further information on this publication please telephone the public information services of the Ministry of Transport and Public Works, telephone number +31 70 351 70 86, or the ROV or POV office in your province:

Drenthe	Verkeers- en Vervoersberaad	+31 592 36 54 70
Flevoland	Vervoerberaad	+31 320 26 52 65
Fryslân	ROF	+31 58 292 53 54
Gelderland	ROVG	+31 26 359 98 40
Groningen	Verkeer en Vervoerberaad	+31 50 316 46 74
Limburg	ROV Limburg	+31 43 389 77 66
Noord-Brabant	Provincie	+31 73 680 86 50
Noord-Holland	Provincie	+31 23 514 31 43
Overijssel	ROVO	+31 38 499 81 40
Utrecht	ROV Utrecht	+31 30 258 33 80
Zeeland	ROV Zeeland	+31 118 63 12 17
Zuid-Holland	ROV Zuid-Holland	+31 79 330 06 00

Initiative

Ministry of Transport and Public Works,
Postbus 20901, 2500 EX The Hague and the
Regionaal Orgaan voor de Verkeersveiligheid in
Overijssel, Postbus 48, 8000 AA Zwolle

Layout

Inpladi BV, Cuijk

© Copyright

Ministerie van Verkeer en Waterstaat,
June 2006

