



Application for a residence permit without mvv or change to purpose of stay

Read this page and the notes on the following page and the back of this form before you begin completing the application.
From the translation of this form no rights can be derived.

Why this form?

You can use this form to submit an application for a Dutch residence permit. You should only use this form if:

- you do not have/require a valid provisional residence permit (mvv); or
- you currently have an mvv for a particular purpose of stay but wish to apply for residence permit for a different purpose of stay; or
- you wish to change your residence permit for a particular purpose of stay to a residence permit for a different purpose of stay; or
- there has been a change to your personal situation and you need to submit a new application; or
- there has been a change to the situation of your sponsor and you need to submit a new application.

In all other cases, you will not be able to use this form to submit your application. See page 2 of this form to find out which form you should use to submit your application.

Please note! If you plan to stay as a scientific researcher as referred to in Directive 2005/71/EG, you should speak to the education institution that must submit the application on your behalf.

How to complete this form

Complete one form for each person for whom an application is being submitted. The form consists of 20 pages and 16 annexes. On page 6, tick the box next to the purpose of stay that applies to your application for a residence permit. Which annexes you must complete will depend on your situation. This is stated next to the questions as well as in the annexes. Only submit your application after you have completed this form in full and collected together all of the required documents and documentary evidence. You must not submit the application in parts. If your application is incomplete, it will not be possible to assess your application properly. If you do not pay (on time) and you submit an

incomplete application, there may be a delay in the processing of your application. You may only choose one purpose of stay for each application.

If you hold an EC residence permit for long-term residents issued by another Member State or

- you are the spouse; or
- the (registered) partner; or
- the minor child; or
- the adult child who is incapable of supporting himself or herself for health reasons

of the principal applicant and you were permitted to enter the other country as the family member of a long-term resident, then you do not need to complete 3, the Antecedents declaration.

Minor children

If you are the parent or legal representative of a minor child, you can complete this form on his/her behalf. Where the form states 'you' or 'the applicant', this refers to the child. Complete one form for each child. Answer all of the questions on the child's behalf. If the child is aged 12 or over, he or she may sign the form himself or herself. If the child is under 12, you do not need to complete section 3 (the Antecedents Declaration).

Please note! It is possible that the minor child has Dutch citizenship legally and therefore does not require a residence permit. This is possible in the following cases:

- the father of the child was living in the Netherlands at the time of the child's birth and his father or mother lived in the Netherlands when he was born; or
- the mother of the child was living in the Netherlands at the time of the child's birth and her father or mother lived in the Netherlands when she was born. For further information you can visit the immigration/migration desk or the department of Civil Affairs of the municipality in which you live.

Signature of the foreign national (the applicant)

COMPLETE IN CAPITAL LETTERS

I hereby wish to apply for for myself / my child / the child that I legally represent (for the maximum period of validity):

- ☐ a first residence permit, or
- ☐ a change to the purpose of stay of the residence permit, (combined with an extension of the validity of the residence permit)

I have completed this form truthfully. I am aware that the personal data provided on this form will be processed in implementation of the Aliens Act 2000 and will be passed on to authorities that require this data for this purpose. I will immediately inform the IND in the event of any changes to my situation / my child's situation / the situation of the child that I legally represent that relate to my / his / her right of residence.

Name

City/Town

Date

d	d	m	m	y	y	y	y
---	---	---	---	---	---	---	---

Signature

I submit this form and

--	--

 (number of)
appendices/documents in evidence

TO BE COMPLETED BY THE IND

APPLICATION DATE

STAMP

Notes

Have you being living with your spouse or (registered) partner for three years or more?

Have you held a residence permit for stay with a person who is allowed to stay in the Netherlands indefinitely, or a Dutch citizen, for three years or more? If so, you may be eligible to be considered for a residence permit for continued residence. The main benefit of a residence permit for continued residence is that lengthening its validity is not dependent on your family situation. A residence permit for continued residence is also referred to as an 'independent' residence permit.

How to submit your application

You submit your application by first calling 0900 1234561 (€ 0.10 per minute) in order to make an appointment at the IND desk in your region. You will be told immediately what details you will need to bring along to the appointment. Each person making an application must be present when the application is submitted. You must bring along the originals of all the documents and documentary evidence requested. The IND will verify and make copies of these documents before handing the original documents back to you. The copies will be attached to your application.

IND desks

IND desks are located in Zwolle, Utrecht, Rijswijk, The Hague, Rotterdam, Eindhoven, Den Bosch, Amsterdam and Hoofddorp. You should submit your application to one of these. Visit www.ind.nl to find your nearest regional IND desk.

What happens to your application?

If you have submitted your application at one of the IND desks and have paid the charges for your application (fees), your application will then be assessed by the IND. If your application is incomplete, it will not be possible to assess your application properly. If you do not pay (on time) or you submit an incomplete application, there may be a delay in the processing of your application. By law the IND can, in principle, take six months to make a decision. You will receive written notification once your application has been processed. If your application is granted, you will receive a letter containing information on where you can collect your residence document.

Period of validity of the residence permit

This form is to be used to apply for a residence permit (vvr) for temporary stay. The temporary residence permit will be valid for one year, unless it emerges during this year that you no longer meet the conditions that apply to the purpose of stay that you specified in your application.

Those with a privileged status, foreign nationals who remigrated by means of article 8 of the Repatriation Act and adults who are eligible for readmission as stated in article 3.92 of the Aliens Decree may use this form to apply for a residence permit for temporary stay. You must also use this form if you currently hold a residence permit for study purposes and upon completion of these studies wish to take advantage of the job-seeking period for highly skilled migrants. You will not be permitted to submit an application for a temporary regular residence permit for more than one purpose of stay under any circumstances.

Costs of applying (fees)

A fee is payable when you apply for a residence document. You must pay this fee at the time of submitting your application. The fees depend on which purpose of stay you are applying for. This form does not contain any information on the fees or possible exemption from the payment of fees. If you would like to know what the fee is in advance, visit www.ind.nl or call 0900 1234561 (€ 0.10 per minute). If the assessment of your application reveals that you are not eligible for the residence permit you have applied for, the fee will not be refunded.

Other forms

- Do you hold a valid provisional residence permit and wish to apply for a residence permit with the same purpose of stay? If so you should use the form 'Application for residence permit with mvv'.
- Are you a national of Bulgaria or Romania? Or are you the family member of someone who is a national of an EU/EEA Member State or Switzerland? If so, instead of a regular residence permit, you may, if you wish, apply for proof of lawful residence on the basis of Community Law. You should not use this form for this but rather the form entitled 'Application for verification against Community Law (proof of lawful residence)'.
- If you are an EU citizen or the family member of an EU citizen and you have resided in the Netherlands lawfully for an interrupted period of 5 or more years, you should use the form entitled 'Application for a residence document for long-term residence for EU citizens and their family members'. You can also use this form if you are an EU citizen who, after having worked as an employee or on a self-employed basis, have taken retirement, early or otherwise, are permanently unable to work or have become a cross-border worker.
- If you wish to extend your current residence permit, you should use the form 'Application for extension of residence permit'.
- If you wish to be considered for a residence permit for reasons relating to asylum, then you cannot use this form. You must request asylum at the Ter Apel Application Centre. For further information call 0900 1234561 (€ 0.10 per minute.).

Please note: the following applies to the purpose of stay 'Study': Do you wish to follow a course of study at an institution of higher education but have not yet been granted a provisional residence permit? If so, you should not use this form but you should contact the education institute, who must submit the application on your behalf.

New passport photo, signature and passport photo form

If you wish to submit your application you must bring along a new passport photo that has not previously been used, together with your passport. Your passport photo must meet the Dutch passport requirements. You should therefore always have a new passport photo taken by a professional photographer who is familiar with the requirements with regard to passport photos in the Netherlands. If your passport photo does not meet the Dutch passport requirements, it will not be possible to issue you a residence document. It is therefore vital that you bring along a proper passport photo. Attach your new passport photo that has not previously been used to the passport photo form to this form and sign the annex. The passport photo will appear on your residence permit. Each person aged 12 or over must sign the form on submitting the application. This signature will also appear on the residence permit. In addition, each person submitting an application must bring along his or her valid passport, identity card or any other document satisfactorily establishing nationality. A copy will be made of this document and a sticker will be attached to it. The copy will be attached to your application.

Foreign documents

Official foreign documents with regard to persons, that are requested for submission with your application, must be legalised or must have an Apostille stamp attached by the competent authorities in the country of origin. This includes documents such as birth certificates, unmarried status declarations (issued within the last 6 months), marriage certificates, court decisions in respect of adoption and guardianship. This may take some time. You should therefore start to make arrangements for the relevant documents to be legalised or have an Apostille stamp attached in the country of origin several months before you plan to submit your application. If the documents were legalised or apostilled after 15 May 2006, you should also enclose a copy of the questionnaire drawn up by the Dutch Embassy or Consulate. For further information about the legalisation or Apostille requirements for documents of specific countries and exceptions to these requirements, please call the Ministry of Foreign Affairs on telephone number +31 (0)70 3485901, or visit: www.minbuza.nl

3. Antecedents Declaration

COMPLETE IN BLOCK CAPITALS

Please tick the situation below that applies to you. You only need to complete this declaration if you (the applicant) are 12 years old or more. Failure to complete this antecedents declaration truthfully may have consequences with regard to your right of stay.

- ☐ I hereby declare that:
- I have never received a prison sentence or custodial measure in respect of an offence;
 - I have never been sentenced to community service in respect of an offence;
 - I have never been sentenced to an unconditional fine in respect of an offence;
 - I have never accepted a settlement penalty in respect of an offence;
 - a punishment decision has never been imposed on me for committing a crime;
 - I am not currently subject to criminal proceedings in respect of an offence;
 - I have never committed one of the following categories of acts as referred to in Article 1F of the Geneva Convention on Refugees (1951): crimes against peace, war crimes, crimes against humanity, serious non-political crimes (e.g. murder or terrorism), or acts contrary to the purposes and principles of the United Nations (e.g. terrorist acts); and
 - I am aware that I may be refused permission to stay in the Netherlands or my stay may be terminated if I have been found guilty of a crime.
- ☐ I am not able to declare the above for the following reasons:

4. Tuberculosis

If you wish to obtain a residence permit, you must undergo a test, and where necessary treatment, for tuberculosis. If you are applying for a residence permit for the first time, you must be able to demonstrate that you have had this test by submitting proof of this in the form of a declaration issued by the Dutch Municipal Health Service [Nederlandse Gemeentelijke Gezondheidsdienst, GGD]. Some nationalities are exempt from this requirement (see the notes on the back of this form). Please tick the situation below that applies to you. If you are a foster child or an adoptive child who has passed a tuberculosis test in your country of origin and are able to submit proof of this in the form of a recent medical declaration, you do not need to complete this declaration.

- ☐ I am not obliged to submit a tuberculosis declaration as I am a national of one of the following countries: Australia, Canada, Israel, Japan, Monaco, New Zealand, Surinam, Switzerland, the United States or an EU or EEA Member State
- ☐ I am not obliged to submit a tuberculosis declaration as I have a valid residence permit in another EEA Member State, an EU Member State or Switzerland or an EC residence permit for long-term residents issued by another EU Member State or am a family member of someone who does hold this document and have already been admitted to another EU Member State as the family member of the long-term resident
- ☐ I am not obliged to submit a tuberculosis declaration as I was born in the Netherlands
- ☐ I have already undergone a tuberculosis test in relation to my first application for stay and my new application is for the continuation of this stay
- ☐ I have another nationality. Attach an original, recent tuberculosis declaration issued by the Dutch Municipal Health Service [Nederlandse Gemeentelijke Gezondheidsdienst, GGD] to your application. This declaration must state the results of a tuberculosis test and must have been issued within the last 6 months. You can undergo a tuberculosis test at the Municipal Health Service in the region in which you are staying. Use the Tuberculosis Declaration Annex for this purpose.

The following countries belong to the European Union (EU): Austria, Belgium, Bulgaria, Cyprus, the Czech Republic, Denmark, Estonia, Finland, France, Germany, Greece, Hungary, Ireland, Italy, Latvia, Lithuania, Luxembourg, Malta, the Netherlands, Poland, Portugal, Romania, Slovenia, Slovakia, Spain, Sweden and the United Kingdom.

The following countries belong to the European Economic Area (EEA): Liechtenstein, Norway and Iceland.

5. Exemption from MVV requirement and exceptional situations

You will normally require an authorisation for temporary stay (MVV) to apply for a Dutch residence permit. You apply for an MVV in your country of habitual residence. This is your country of origin or the country where you are authorised to stay for longer than 3 months on the basis of a residence permit. With a valid MVV you can enter the Netherlands and you can apply for a residence permit for the same purpose of stay. In some cases you will not require an MVV. We have listed and explained these situations below. Please read through all of these situations carefully. Please tick the situation below that most applies to you. If your situation is not listed here you will probably require an MVV.

■ I have a valid residence permit

The period of validity of your residence permit is stipulated on your permit. Submit a copy of the front and back of your permit with your application.

■ I am a national of a country that does not have an MVV obligation

Persons who are nationals of one of the following countries do not require an MVV to apply for a residence permit: Australia, Austria, Belgium, Bulgaria, Canada, Cyprus, the Czech Republic, Denmark, Estonia, Finland, France, Germany, Greece, Hungary, Iceland, Ireland, Italy, Japan, Latvia, Liechtenstein, Lithuania, Luxembourg, Malta, Monaco, New Zealand, Norway, Poland, Portugal, Romania, Slovakia, Slovenia, South Korea, Spain, Sweden, Switzerland, the United Kingdom, the United States and Vatican City.

■ The period of validity of my residence permit has expired

The period of validity of your residence permit is stipulated on your permit. If you were unable to extend or change your residence permit within 6 months after its expiry, you must explain, in a separate letter, what the reason is. Only if there were circumstances that were outside of your control will you not require an MVV. Attach this letter, together with as much documentary evidence and as many documents as possible to your application, in order to support your story.

■ I am unable to apply for an MVV in my country of residence for health reasons

If you are unable to travel to your country of origin for medical reasons, you do not need to apply for an MVV. You must submit the following documentary evidence as proof of this:

- The Declaration with regard to the Medical Situation of the Foreign National Annex completed in full and signed by your doctor. This declaration must be dated within the last month. You must notify the IND of any changes to your medical situation that may be important in the assessment of your application by means of submitting a new medical declaration.
- The Medical Information Disclosure Consent Form Annex completed in full and signed by you. If the foreign national has more than one treating physician, separate consent must be given in respect of each treating physician. Consent must be granted for both the treating physician in the Netherlands and the treating physician in the country of origin to be approached

■ I am applying for a residence permit for re-entry

A residence permit for re-entry is for former Dutch citizens and foreign nationals who previously held a Dutch residence permit for several years. If you are eligible for a residence permit in the context of re-entry, you are most likely exempt from the MVV requirement. The situations in which you can apply for a residence permit for re-entry are listed below. If there is an exemption from the MVV requirement, this will also be stated.

- You are a former Dutch citizen and were born and raised in the Netherlands (There is no general exemption from the MVV requirement, however it is very possible that you will be exempt, for the most part because you lawfully stayed in the Netherlands for 5 consecutive years before your 19th birthday and you did not move your principal place of residence from the Netherlands during this period. If you would like more information about this situation, please call 0900 12346561 (€ 0.10 per minute)); or

- You are a former Dutch citizen and were born and raised outside the Netherlands (There is no general exemption from the MVV requirement, however it is very possible that you will be exempt from the requirement for other reasons, for example because you are a national of one of the countries for which there is no MVV requirement. If you would like more information about this situation, please call 0900 12346561 (€ 0.10 per minute))

You do not require an MVV in the following situations:

- you are an adult, you resided lawfully in the Netherlands for a period of at least 10 years between the ages of 4 and 19, and you are submitting an application for re-entry before reaching the age of 23;
- you are an adult, or you lawfully resided in the Netherlands for an uninterrupted period of at least 5 years prior to your 19th birthday and the Netherlands is the most appropriate country for you;
- you are a minor, arrangements have been made for you to be taken care of and legally represented in the Netherlands and you have lawfully resided (or resided as a Dutch citizen) in the Netherlands for a period of 10 years since the age of 4;
- you are a minor, arrangements have been made for you to be taken care of and legally represented in the Netherlands and, prior to submitting your application, you lawfully resided (or resided as a Dutch citizen) in the Netherlands for a period of 5 years and the Netherlands is the most appropriate country for you;
- you are a former Dutch national and you renounced your Dutch nationality so that you could take advantage of the provisions under the Repatriation Act [Remigratiewet];
- you are eligible for re-entry based on article 8 of the Remigration Act;
- you are a former Dutch national and you lost your Dutch nationality as this was withdrawn because you did not renounce your original nationality;
- you are a former Dutch national as a result of the fact that you renounced your Dutch nationality as this would otherwise have been revoked because you did not renounce your original nationality;
- you have submitted a request for the determination of your Dutch citizenship to the court in The Hague;
- you have resided outside of the Netherlands as a result of detention or military service.

■ I am staying as the family member of someone who has had privileged status. My family member is himself or herself eligible for a permanent residence permit.

You do not require an MVV if you are staying as the family member of someone who has privileged status and currently have privileged status yourself. This only applies if the family member with whom you are staying submitted his or her application for a permanent residence permit at the same time as you. People who have a privileged status include, for example, employees of a foreign diplomatic or consular post or an international treaty organisation.

■ I have worked on board a Dutch ocean-going vessel or on a mining platform on the Dutch continental shelf for 7 or more years

You do not require an MVV if you can demonstrate that you have worked on board a Dutch ocean-going vessel or on a mining platform on the Dutch continental shelf for 7 or more years. Submit documentary evidence of this with your application.

[Read further on the next page](#)

5. Exemption from MVV requirement and exceptional situations

☐ I have Turkish nationality and have lawfully worked in the Netherlands for the last year

If you are Turkish national and have lawfully worked in the Netherlands for the last year, you do not require an MVV on the basis of an international treaty. This treaty only applies if you want to continue working in the Netherlands as an employee and are applying for a residence permit for this purpose.

☐ I am the (ex)family member of a Turkish employee and have cohabited with this Turkish employee

If you have lawfully cohabited as the family member of a Turkish employee in the Netherlands for three years, you do not require an MVV on the basis of an international treaty.

☐ I have Turkish nationality and wish to work in the Netherlands on a self-employed basis

If you have Turkish nationality and wish to work in the Netherlands on a self-employed basis, the MVV requirement will not be applied to you if you submit a business plan together with your application for work on a self-employed basis. If, when assessing your application, you satisfy all of the conditions of admission for work on a self-employed basis, you will not require an MVV on the basis of an international treaty.

☐ I was born in the Netherlands and I am under 12 years of age and I have not moved my principal place of residence outside of the Netherlands

A child of 12 years or under who was born in the Netherlands, does not require an MVV if he or she is living as a family with his or her sponsor (who has also not moved his or her principal place of residence outside of the Netherlands). The parent(s) must be lawfully staying in the Netherlands.

☐ I am the victim or witness of/person reporting human trafficking

If you are the victim or witness of/person reporting human trafficking, you must report to the police. After reporting to the police you can receive a residence permit. You are not required to submit a separate application in this case. In this case, you do not require an MVV.

☐ I hold an EC residence permit for long-term residents issued by another EU Member State or I am the spouse, the (registered) partner or the minor child of the principle applicant and I was previously admitted to another EU Member State as the family member of a long-term resident

If you hold an EC residence permit for long-term residence in another EU Member State or you are the spouse, the (registered) partner or the minor child of someone who holds an EC residence permit for long-term residence and you formed a family with this person in the other Member State, you do not require an MVV.

☐ I am the child of someone who holds an EC residence permit for long-term residence in another EU Member State. I am an adult and I am unmarried. I was admitted to the other Member State as the family member of the long-term resident because I was incapable of supporting myself due to health reasons

If you are the unmarried adult child of someone who holds an EC residence permit for long-term residence and you were admitted to the other Member State as the family member of the long-term resident and you are incapable of supporting yourself due to health reasons, you must submit documentary evidence of this with your application.

☐ I cannot leave the Netherlands

If you are unable to leave the Netherlands through circumstances outside your control because you are not in possession of a valid passport, identity card or any other document satisfactorily establishing nationality and you cannot obtain replacement travel documents for valid reasons, you do not require an MVV. You can find the documents and additional documentary evidence required to prove this under 'N. Residence permit in the context of circumstances outside your control' on page 18.

☐ Other

You wish to apply for a Dutch residence permit and are not in possession of a valid or correct MVV. Only if there are exceptional individual circumstances may you be able to obtain a residence permit without an MVV. This only applies if you cannot be expected to apply for an MVV in your country of origin or a country of permanent residence outside the Netherlands. Attach a separate letter explaining why this is not possible. Attach this letter, together with as much documentary evidence and as many documents as possible to your application.

6. Purpose of stay in the Netherlands

Please state below the main reason (purpose of stay) for which you are submitting an application for a residence permit. You must tick the most important purpose of stay and follow the instructions given.

☐ with a partner or family member

If you wish to stay with a partner or family member who resides in the Netherlands.

> Go to **A** on page 8 and follow the instructions with regard to this purpose of stay.

☐ to work as an employee or as a trainee/apprentice

If you wish to work as an employee or as a trainee/apprentice for a business established in the Netherlands.

> Go to **B** on page 12 and follow the instructions with regard to this purpose of stay.

☐ to work on a self-employed basis

If you wish to pursue an occupation as a self-employed person or run a business in the Netherlands.

> Go to **C** on page 13 and follow the instructions with regard to this purpose of stay.

☐ to look for a job as a highly skilled migrant upon completion of your studies and to make use of a period for graduates seeking employment

> Go to **D** on page 13 and follow the instructions with regard to this purpose of stay.

Read further on the next page

6. Purpose of stay in the Netherlands

■ to work on the basis of an international treaty

- > Go to **E** on page **14** and follow the instructions with regard to this purpose of stay.

■ as the holder of an EC residence permit for long-term residents issued by another EU Member State

If you hold an EC residence permit for long-term residents issued by another EU Member State, you can stay in the Netherlands for the following purposes:

To work as an employee

- > Go to **B** on page **12** and follow the instructions with regard to this purpose of stay.

To work on a self-employed basis

- > Go to **C** on page **13** and follow the instructions with regard to this purpose of stay.

To study

- > Go to **G** on page **14** and follow the instructions with regard to this purpose of stay.

For other reasons (other than work, study or training)

- > Go to **F** on page **14**, for the purpose of stay as an economically non-active person and follow the instructions with regard to this purpose of stay.

If none of the abovementioned purposes of stay are appropriate but another purpose on this form is, follow the instructions with regard to that purpose of stay.

■ to study

- > Go to **G** on page **14** and follow the instructions with regard to this purpose of stay.

■ for exchange purposes

If you wish to learn about Dutch society and culture via the 'Working Holiday Scheme', the 'Working Holiday Program' or via a private organisation.

- > Go to **H** on page **15** and follow the instructions with regard to this purpose of stay.

■ as an au pair

If you wish to stay with a host family as an au pair in order to learn about Dutch society and culture.

- > Go to **I** on page **15** and follow the instructions with regard to this purpose of stay.

■ on religious or ideological grounds

If you wish to stay at a religious or ideological organisation in the Netherlands.

- > Go to **J** on page **16** and follow the instructions with regard to this purpose of stay.

■ re-entry

If you have previously resided in the Netherlands, as a Dutch citizen or on the basis of a residence permit.

- > Go to **K** on page **16** and follow the instructions with regard to this purpose of stay.

■ for an indefinite period based on privileged status

- > Go to **L** on page **17** and follow the instructions with regard to this purpose of stay.

■ for medical reasons

If you wish to stay in the Netherlands as you need to undergo medical treatment here.

- > Go to **M** on page **18** and follow the instructions with regard to this purpose of stay.

■ as a victim or witness of/person reporting human trafficking

- > Go to **N** on page **18** and follow the instructions with regard to this purpose of stay.

■ in the context of circumstances outside your control

- > Go to **O** on page **18** and follow the instructions with regard to this purpose of stay.

■ continued residence

You will be eligible in the following cases:

- you are a minor child and have had a residence permit for a minimum of 1 year for a stay with parents or adoptive/foster parents;
 - you have held a residence permit in the context of family reunification or family formation, medical treatment, unaccompanied minor foreign national, or because you were unable to leave the Netherlands due to circumstances outside your control, for a minimum of three uninterrupted years prior to applying for continued residence
 - you held a residence permit for a stay with your spouse or (registered) partner prior to applying for continued residence, and your spouse or (registered) partner has died;
 - you held a residence permit for a stay with your spouse or (registered) partner prior to applying for continued residence, and you can demonstrate that you are the victim of domestic violence;
 - you have held a residence permit because you are the victim or witness of/person reporting human trafficking;
 - you have held a residence permit but you cannot leave the Netherlands due to exceptional circumstances.
- > Go to **P** on page **18** and follow the instructions with regard to this purpose of stay.

■ you cannot leave the Netherlands because you are stateless or for other reasons

If you are not in possession of valid travel documents and you cannot obtain replace travel documents due to circumstances outside your control. In other cases you do not need to submit additional documentary evidence. If the IND has any further questions, you will receive a separate letter following submission of this form. For further information you can call 0900 1234561 (€ 0.10 per minute).

- > Go to **7** on page **20** and follow the instructions with regard to this purpose of stay.

■ other, due to exceptional and individual circumstances

In a separate letter, explain why you are applying for a residence permit. Attach this letter, together with as much documentary evidence and as many documents as possible to prove these exceptional circumstances to your application. If the IND has any further questions, you will receive a separate letter following submission of this form.

- > Go to **7** on page **20**

A Residence permit for a stay with a partner or family member

Please state below the specific reason behind your application for a residence permit and follow the instructions provided. You must tick the main reason. You must not give any other reasons for your stay. If you tick more than one purpose, your request for advice will only be assessed with regard to the first purpose you have ticked.

☐ **you are married to, or have a registered partnership with, someone (your sponsor) who resides in the Netherlands**

You must submit the following additional documents and documentary evidence together with your application:

- Proof of your sponsor's income, see the Proof of Income Annex
- An original extract (not a copy) from the Municipal Administration showing the address and family composition of your sponsor. This extract must be dated within the last 6 months
- Copies of all of the pages of your sponsor's identity papers if he or she is a Dutch national or of the front and back of his or her residence permit or of all of the pages of the passport in which your sponsor's residence permit has been entered

If you are married, you must also attach

- A copy of the registration of your marriage in the Municipal Administration
- A copy of your marriage certificate (see the notes on 'Foreign documents' and 'Language' on the reverse of this form)

If you are in a registered partnership, you must also attach

- A copy of the registration of your registered partnership in the Municipal Administration
 - A copy of the registered partnership certificate
- > Go to **7** on page **20**

☐ **you are married or you are the (registered) partner of someone (the sponsor) who holds an EC residence permit for long-term residence. This EC residence permit was issued by another Member State. The sponsor lawfully resides in the Netherlands (ie. on the basis of a Dutch residence permit); or**

☐ **you are the minor child or someone (the sponsor) who holds an EC residence permit for long-term residence, issued by another Member State, and who lawfully resides in the Netherlands (on the basis of a Dutch residence permit)**

You must submit the following additional documents and documentary evidence together with your application:

- a copy of the residence permit showing that you are admitted to the other Member State as the family member of a long-term resident (the sponsor)
 - documentary evidence that you are in possession of sufficient sustainable means of existence, whether together with the long-term resident or not, see the Proof of Income Annex
- > Go to **7** on page **20**

☐ **you are the adult child of someone (the sponsor) who holds an EC residence permit for long-term residence, issued by another Member State, and who lawfully resides in the Netherlands (on the basis of a Dutch residence permit)**

You must submit the following additional documents and documentary evidence together with your application:

- a copy of the residence permit showing that you are admitted to the other Member State as the family member of a long-term resident (the sponsor)
 - documentary evidence that you are in possession of sufficient sustainable means of existence, whether together with the long-term resident or not, see the Proof of Income Annex
 - evidence that if you had to stay behind in the first Member State this would cause unreasonable hardship (evidence showing that you are clearly incapable of supporting yourself due to the state of your health)
- > Go to **7** on page **20**

☐ **you are the unmarried partner of someone (your sponsor) who resides in the Netherlands**

You must submit the following additional documents and documentary evidence together with your application:

- Proof of your sponsor's income, see the Proof of Income Annex
- An original extract (not a copy) from the Municipal Administration showing the address and family composition of your sponsor. This extract must be dated within the last 6 months
- Copies of all of the pages of your sponsor's identity papers if he or she is a Dutch national or of the front and back of his or her residence permit or of all of the pages of the passport in which your sponsor's residence permit has been entered
- The sponsor Declaration Annex completed in full and signed by your sponsor
- The unmarried status declaration from you (This unmarried declaration must be from your country or origin. See the notes on 'Foreign documents' and 'Language' on the reverse of this form. You do not need to submit an unmarried declaration if you had lawful stay with another partner in the Netherlands prior to this application. In the latter case an extract from the Municipal Administration [Gemeentelijke basisadministratie, GBA] with regard to your marital status is acceptable).
- A copy of your sponsor's unmarried status declaration (if your sponsor does not have Dutch nationality of a permanent residence permit, the unmarried status declaration must have been issued in the country of origin. See the notes on 'Foreign documents' and 'Language' on the reverse of this form)

Please note! This does not apply if your sponsor had previously held a VVR in the Netherlands with another spouse or partner and he/she now wishes to invite another partner to the Netherlands or live with a new partner, or if the person who was married submitted a divorce certificate and the person who was staying with the partner demonstrates that he/she is unmarried and has not moved his/her principal place of residence. In these cases it is not necessary to submit an unmarried declaration from the land of origin.

- The Declaration of Relationship Annex completed in full and signed by your sponsor
- > Go to **7** on page **20**

☐ **you are a minor child (not born in the Netherlands) and you live at the same address as your parent or legal representative (your sponsor)**

You must submit the following additional documents and documentary evidence together with your application:

- Proof of your sponsor's income, see the Proof of Income Annex
- An original extract (not a copy) from the Municipal Administration showing the address and family composition of your sponsor and your nationality. This extract must be dated within the last 6 months
- Copies of all of the pages of your sponsor's identity papers if he or she is a Dutch national or of the front and back of his or her residence permit or of all of the pages of the passport in which your sponsor's residence permit has been entered
- Your birth certificate or, if your birth certificate does not show the relationship between you and your sponsor, other documents that demonstrate your family relationship (see the notes on 'Foreign documents' and 'Language' on the reverse of this form)

If you are 15 or over, you must also attach

- A Declaration of Unmarried Status Annex, completed in full and signed by you, stating that you are unmarried and do not have a duty of care in respect of your own children or children who are dependent on you

Read further on the next page

A Residence permit for a stay with a partner or family member

If you are the sponsor's child from a previous relationship, you should also submit

- Documents relating to the sponsor's parental responsibilities in respect of you
- The consent form from the parent remaining in the country of origin concerning your departure from that country (in the case of joint custody)
- Copies of all of the pages of the identity papers held by the parent remaining in the country of origin
- > *Go to 7 on page 20*

■ you are a minor child and were born in the Netherlands and have since then lived continuously at the same address as your parent or legal representative (your sponsor)

You must submit the following additional documents and documentary evidence together with your application:

- An original extract (not a copy) from the Municipal Administration showing the address and family composition of your sponsor. This extract must be dated within the last 6 months
- Copies of all of the pages of your sponsor's identity papers if he or she is a Dutch national or of the front and back of his or her residence permit or of all of the pages of the passport in which your sponsor's residence permit has been entered
- Your birth certificate (Please note: in this case a Certificate of Civil Registry, this is a different document to the extract from the Municipal Registration). If the birth certificate does not show the family relationship between you and the sponsor, you must submit other documents relating to your family relationship (See the notes on 'Foreign documents' and 'Language' on the reverse of this form)
- > *Go to 7 on page 20*

■ you are a family member, other than a minor child, spouse or (registered) partner (e.g. an adult child) and you live at the same address as your sponsor

You must submit the following additional documents and documentary evidence together with your application:

- Proof of your sponsor's income, see the Proof of Income Annex
- An original extract (not a copy) from the Municipal Administration showing the address and family composition of your sponsor. This extract must be dated within the last 6 months
- Copies of all of the pages of your sponsor's identity papers if he or she is a Dutch national or of the front and back of his or her residence permit or of all of the pages of the passport in which your sponsor's residence permit has been entered
- A sponsor Declaration Annex completed in full and signed by your sponsor and his/her spouse or (registered) partner (if appropriate)
- A Declaration of Unmarried Status Annex, completed in full and signed by you, stating that you are unmarried and do not have a duty of care in respect of your own children or children who are dependent on you
- The declaration of unmarried status (this declaration of unmarried status must be from your county of origin or the country where you are allowed to stay for 3 months or longer on the basis of a residence permit. See the notes on 'Foreign documents' and 'Language' on the reverse of this form).
- Documents relating to your family life with your sponsor before your sponsor moved to the Netherlands (see the notes on 'Foreign documents' and 'Language' on the reverse of this form).
- Documents relating to your family life with your sponsor after your sponsor moved to the Netherlands (see the notes on 'Foreign documents' and 'Language' on the reverse of this form).
- Documents relating to family with whom you stay or can stay in your country of origin (see the notes on 'Foreign documents' and 'Language' on the reverse of this form).
- Documentary evidence of contributions by your sponsor towards your costs of upbringing and living expenses since your sponsor took up residence in the Netherlands (e.g. money deposit receipts or bank statements)

- Proof that it would cause unreasonable hardship if you had to stay behind in the country of origin (e.g. documentary evidence that there are no family members remaining in the country of origin, that you are dependent on the member with whom you wish to stay in the Netherlands and/or that you cannot support yourself independently in the country of origin. See the notes on 'Foreign documents' and 'Language' on the reverse of this form).

If you are an adult child, you must also attach

- Documents regarding the exercising of physical custody of you (e.g. documentary evidence that your sponsor is or has been involved in making important decisions with regard to your care and/or upbringing, including decisions in respect of choice of school, accommodation and social development)
- > *Go to 7 on page 20*

■ you are the family member of a minor foreign national who holds a temporary asylum residence permit (your sponsor)

You must submit the following additional documents and documentary evidence together with your application:

- Copies of the front and back of your sponsor's residence permit
- Documentary evidence that you are the blood relative of your sponsor in the ascending line and a member of his or her family (father, mother, grandfather, grandmother) (see the notes on 'Foreign documents' and 'Language' on the reverse of this form)

If you have a different nationality to your sponsor, you must also attach

- Proof that you will not be admitted to the country of that other nationality

If you submit your application more than three months after the date on which your sponsor was granted a temporary asylum residence permit, you must also attach

- Proof of your sponsor's income, see the Proof of Income Annex

If your sponsor has now reached the age of 18, you must also attach

- Documentary evidence that a Dutch court has appointed a guardian or mentor due to the fact that your sponsor is suffering from a mental disorder
- > *Go to 7 on page 20*

■ you are the father or mother of a child (your sponsor) who resides in the Netherlands and you are aged 65 or over and single You must submit the following additional documents and documentary evidence together with your application:

- Proof of your sponsor's income and that of his or her spouse or (registered) partner, see the Proof of Income Annex
- An original extract (not a copy) from the Municipal Administration showing the address and family composition of your sponsor. This extract must be dated within the last 6 months
- Copies of all of the pages of your sponsor's identity papers if he or she is a Dutch national or of the front and back of his or her residence permit or of all of the pages of the passport in which your sponsor's residence permit has been entered
- A sponsor Declaration Annex completed in full and signed by your sponsor and his/her spouse or (registered) partner (if appropriate)
- Documents regarding your family relationship to the sponsor (e.g. a copy of a marriage booklet, birth certificate or family extract from the register of births, deaths and marriages. See the notes on 'Foreign documents' and 'Language' on the reverse of this form)
- Your spouse's or (registered) partner's divorce certificate or death certificate, or an extract from the population register in the country of origin showing that you are single
- Documents regarding your original family composition (number of children)
- Documents regarding your children's residence data (where they are living)

Read further on the next page

A Residence permit for a stay with a partner or family member

If you have other children who reside in the Netherlands who act as a guarantor for you, you must also attach

- Proof of their income, see the Proof of Income Annex
 - The sponsor Declaration completed in full and signed by the children who act as guarantor for you
 - Copies of all pages of their identity papers if they are Dutch citizens or of the front and back of their residence permit or the all pages of the passport in which the residence permit(s) of the other child(ren) residing in the Netherlands has/have been entered
- > Go to **7** on page **20**

■ **conducting family life in accordance with Article 8 of the European Convention for the Protection of Human Rights and Fundamental Freedoms**

You must submit the following additional documents and documentary evidence together with your application:

- Copies of all of the pages of your sponsor's identity papers if he or she is a Dutch national or of the front and back of his or her residence permit or of all of the pages of the passport in which your sponsor's residence permit has been entered
 - Documents regarding your family relationship to the sponsor (e.g. a copy of a marriage booklet, birth certificate or family extract from the register of births, deaths and marriages. See the notes on 'Foreign documents' and 'Language' on the reverse of this form).
 - Documentary evidence of your involvement in the sponsor's family life (e.g. relating to arrangements regarding parental contact or maintenance. See the notes on 'Foreign documents' and 'Language' on the reverse of this form).
- > Go to **7** on page **20**

■ **you are someone's foster child (your sponsor). Your sponsor resides in the Netherlands**

Please note! You must be the foster child of your sponsor's family

You must submit the following additional documents and documentary evidence together with your application:

- Proof of your sponsor's income, see the Proof of Income Annex
 - An original extract (not a copy) from the Municipal Administration showing the address and family composition of your sponsor. This extract must be dated within the last 6 months
 - Copies of all pages of your sponsor's identity papers and those of his or her spouse or (registered) partner (if appropriate) if he or she is a Dutch citizen, or of the front and back of your sponsor's and his or her spouse's or (registered) partner's (if appropriate) residence permit or of all pages of the passport in which your sponsor's and his or her spouse/partner's residence permit has been entered
 - A copy of a medical declaration in relation to you, issued in the country of origin (see the notes on 'Foreign documents' and 'Language' on the reverse of this form).
 - Documentary evidence that your parents or legal representatives have given their consent for you to reside with the sponsor in the Netherlands. If you do not have any parents or legal representatives, then you should submit documents from the competent authorities in the country of origin, showing that they give their consent for you to stay with the sponsor in the Netherlands (see the notes on 'Foreign documents' and 'Language' on the reverse of this form).
 - Documents regarding your family relationship to the sponsor (e.g. a copy of a marriage booklet, birth certificate or family extract from the register of births, deaths and marriages. See the notes on 'Foreign documents' and 'Language' on the reverse of this form).
 - A written explanation of your exceptional circumstances or those of your family members in the country of origin, showing that you cannot be cared for or only be cared for with great difficulty by family members living in the country of origin (see the notes on 'Foreign documents' and 'Language' on the reverse of this form).
 - The sponsor Declaration Annex completed in full and signed by your sponsor
- > Go to **7** on page **20**

■ **you have not yet been adopted, but are going to be adopted into your sponsor's family**

You must submit the following additional documents and documentary evidence together with your application:

- An original extract (not a copy) from the Municipal Administration showing the address and family composition of your sponsor. This extract must be dated within the last 6 months
 - Copies of all pages of your sponsor's identity papers and those of his or her spouse or (registered) partner (if appropriate) if he or she is a Dutch citizen, or of the front and back of your sponsor's and his or her spouse's or (registered) partner's (if appropriate) residence permit or of all pages of the passport in which your sponsor's and his or her spouse/partner's residence permit has been entered
 - A copy of the consent in principle issued by the Directorate-General for Prevention, Youth and Sanctions of the Ministry of Justice
 - A copy of the declaration showing that an accredited mediation organisation was used for this purpose. If an accredited mediation organisation was not used for this purpose: a declaration of agreement issued by the Directorate-General for Prevention, Youth and Sanctions of the Ministry of Justice
 - A copy of the official decision issued by the competent authorities in the country of origin (e.g. an official judgment handed down by a court in the country of origin), as well as a translation of this. This must state that you are permitted to be taken into the family and that the authorities in the country of origin have given their consent for you to be adopted by the sponsor (see the notes on 'Foreign documents' and 'Language' on page 2 of this form)
 - Documents stating that your parent(s) are or will be relinquishing you (the abovementioned judgment or a separate official declaration of relinquishment will be accepted as proof of such consent. See the notes on 'Foreign documents' and 'Language' on the reverse of this form).
 - A copy of the declaration with regard to the medical situation, as referred to in the Placement of Foreign Foster Children Act, issued in the country of origin within the last 6 months (see the notes on 'Foreign documents' and 'Language' on page 2 of this form)
- > Go to **7** on page **20**

■ **you have been adopted by your sponsor's family immediately on the basis of a judgment handed down in adoption proceedings. Your sponsor resides in the Netherlands**

You must submit the following additional documents and documentary evidence together with your application:

- An original extract (not a copy) from the Municipal Administration showing the address and family composition of your sponsor. This extract must be dated within the last 6 months
- Copies of all pages of your sponsor's identity papers and those of his or her spouse or (registered) partner (if appropriate) if he or she is a Dutch citizen, or of the front and back of your sponsor's and his or her spouse's or (registered) partner's (if appropriate) residence permit or of all pages of the passport in which your sponsor's and his or her spouse/partner's residence permit has been entered
- A copy of the consent in principle issued by the Directorate-General for Prevention, Youth and Sanctions of the Ministry of Justice
- A copy of the declaration showing that an accredited mediation organisation was used for this purpose. If an accredited mediation organisation was not used for this purpose: a declaration of agreement issued by the Directorate-General for Prevention, Youth and Sanctions of the Ministry of Justice
- A copy of the official decision issued by the competent authorities in the country of origin (e.g. an official judgment handed down by a court in the country of origin), as well as a translation of this (see the notes on 'Foreign documents' and 'Language' on page 2 of this form).

A Residence permit for a stay with a partner or family member

- Documents stating that your parent(s) are or will be relinquishing you (the abovementioned judgment or a separate official declaration of relinquishment will be accepted as proof of such consent. See the notes on 'Foreign documents' and 'Language' on the reverse of this form).

If a decision has been handed down in adoption proceedings, and the decision was reached by an authority in another country that has applied the Hague Adoption Convention, you must also attach

- A declaration of conformity
- > **Go to 7 on page 20**

■ you are the family member of someone who had privileged status (the sponsor) and you are dependent on him/her

- > *State whether you wish to apply for a temporary or permanent residence permit.*

■ temporary residence permit

■ permanent residence permit

If you are applying for a **temporary residence permit** you should submit the following additional documents and documentary evidence with your application:

- Proof of your sponsor's income, see the Proof of Income Annex
- An original declaration from the Ministry of Foreign Affairs showing that you were staying on the basis of privileged status immediately prior to your application and that you are the dependent family member of the sponsor
- A document showing that you are cohabiting with the sponsor
- A document showing that you're are running a household with the sponsor
- Where applicable: evidence of the registration of your marriage or registered partnership in the Municipal Administration
- Copies of all of the pages of your sponsor's identity papers if he or she is a Dutch national or of the front and back of his or her residence permit or of all of the pages of the passport in which your sponsor's residence permit has been entered
- Documents relating to the family relationship:
 - In the case of a spouse: a copy of your marriage certificate
 - In the case of a partner: documents that together demonstrate the existence of a partnership and cohabitation in the country of origin.
 - In the case of a child: a copy of the birth certificate

If you are applying for a **permanent residence permit** you should submit the following additional documents and documentary evidence with your application:

- Proof of the sponsor's income, see the Proof of Income Annex
- An original declaration from the Ministry of Foreign Affairs showing that you were staying on the basis of privileged status for 10 consecutive years immediately prior to your application and that you are the dependent family member of the sponsor
- Documents relating to the family relationship:
 - In the case of a spouse: a copy of your marriage certificate
 - In the case of a partner: documents that together demonstrate the existence of a partnership and cohabitation in the country of origin.
 - In the case of a child: a copy of the birth certificate

If you do not personally have full or sufficient means of support and the principal applicant works for an international treaty organisation

- The sponsor Annex completed in full and signed by the principal applicant
- A written declaration from the principal applicant stating that you have access to his or her income
- > **Go to 7 on page 20**

■ you are the family member of a non-privileged NATO employee (your sponsor)

You must submit the following additional documents and documentary evidence together with your application:

- An Employer's Declaration Annex (dated within the last 3 months) completed in full and signed by your sponsor's employer
- An original extract (not a copy) from the Municipal Administration showing the address and family composition of your sponsor. This extract must be dated within the last 6 months. If your sponsor is not registered in the GBA, you must attach documentary evidence that your sponsor has his or her main residence in the Netherlands
- Copies of all of the pages of your sponsor's identity papers if he or she is a Dutch national or of the front and back of his or her residence permit or of all of the pages of the passport in which your sponsor's residence permit has been entered
- Documentary evidence of your family relationship to the sponsor:
 - In the case of a spouse: the marriage certificate
 - In the case of a child under 21: the birth certificate
 - In the case of blood relatives, or relatives related by marriage (including children over 21): a document showing the family relationship and documentary evidence showing that you are the financial responsibility of the sponsor or the sponsor's spouse
- Documentary evidence that your sponsor has his or her main residence in the Netherlands
- > **Go to 7 on page 20**

■ you are the family member of someone (the sponsor) who holds a residence permit for medical treatment or medical emergency

You must submit the following additional documentary evidence together with your application:

- An original extract (not a copy) from the Municipal Administration showing the address and family composition of your sponsor. This extract must be dated within the last 6 months
- > **Go to 7 on page 20**

■ you are visiting a family member (your sponsor) in the Netherlands (for longer than 3 months and a maximum of 6 months)

You must submit the following additional documents and documentary evidence together with your application:

- Proof of your income, see the Proof of Income Annex
If you do not possess sufficient means of existence, your sponsor or another relative in the Netherlands must complete and sign the sponsor Declaration Annex
- Proof of your sponsor's income and that of his or her spouse or (registered) partner, see the Proof of Income Annex
- An original extract (not a copy) from the Municipal Administration showing the address and family composition of your sponsor. This extract must be dated within the last 6 months
- Copies of all of the pages of your sponsor's identity papers if he or she is a Dutch national or of the front and back of his or her residence permit or of all of the pages of the passport in which your sponsor's residence permit has been entered
- Documents regarding your family relationship to the sponsor (e.g. a copy of a marriage booklet, birth certificate or family extract from the register of births, deaths and marriages. See the notes on 'Foreign documents' and 'Language' on the reverse of this form).
- > **Go to 7 on page 20**

B Residence permit to work

Please state below the specific reason behind your application for a residence permit and follow the instructions provided. You must tick the main reason. You must not give any other reasons for your stay. If you tick more than one purpose, your request for advice will only be assessed with regard to the first purpose you have ticked.

☐ as an employee

You must submit the following additional documents and documentary evidence together with your application:

- Proof of your income, see the Proof of Income Annex
 - Where required: a copy of your (application for a) work permit (for non EU subjects) (see the notes on page 2 of this form)
- > Go to **7** on page **20**

☐ if you hold an EC residence permit for long-term residents issued by another EU Member State

You must submit the following additional documents and documentary evidence together with your application:

- A copy of the EC residence permit for long-term residents issued by the other Member State
 - Proof of a health insurance policy taken out in your name
 - A copy of your (application for a) work permit (for non-EU subjects) (see the notes on page 2 of this form)
 - The fully completed and signed Employer's Declaration Annex(s) (no older than 3 months)
 - A copy of the (draft) employment contract which also shows the income
- > Go to **7** on page **20**

☐ to work as a trainee

You must submit the following additional documents and documentary evidence together with your application:

- Proof of your income throughout your stay as a trainee, see the Proof of Income Annex
- Where required: a copy of your (application for a) work permit (for non EU subjects) (see the notes on page 2 of this form)
- A copy of the trainee contract

If you will be carrying out a traineeship within the context of the 'Young Workers Exchange Program' (YWEP), you must also attach

- Proof that you have Canadian nationality or that you reside in Canada
 - Proof that you were studying at the time of the application, or that you completed your studies no more than 12 months ago
- > Go to **7** on page **20**

☐ for the purpose of work experience

You must submit the following additional documents and documentary evidence together with your application:

- Proof of your income throughout your stay on work experience, see the Proof of Income Annex
 - A copy of the work experience contract
 - Where required: a copy of your (application for a) work permit (for non-EU subjects) (see the notes on page 2 of this form)
- > Go to **7** on page **20**

☐ as a guest lecturer or paid scientific researcher

You must submit the following additional documents and documentary evidence together with your application:

- Proof of your income, see the Proof of Income Annex
 - Where required: a copy of your (application for a) work permit (for non EU subjects) (see the notes on page 2 of this form)
- > Go to **7** on page **20**

☐ as an unpaid scientific researcher

You must submit the following additional documentary evidence together with your application:

- Documentary evidence issued by an individual or organisation issuing a grant or the European Union stating that a grant has been awarded to the foreign national or proof of the foreign national's income, see the Proof of Income Annex
- > Go to **7** on page **20**

☐ as a spiritual leader or teacher of religious knowledge

You must submit the following additional documents and documentary evidence together with your application:

- Proof of your income, see the Proof of Income Annex
 - Where required: a copy of your (application for a) work permit (for non EU subjects) (see the notes on page 2 of this form)
 - The Declaration of Awareness (Spiritual Leader / Teacher of Religious Knowledge) Annex completed in full and signed by you
 - Information about the community for whom you will be carrying out activities
- > Go to **7** on page **20**

☐ as cross-border supplier of services

If you (the supplier of services) do not have EU/EEA citizenship, but you live and work in an EU/EEA Member State, and will be temporarily providing services for a Dutch business (recipient) on the instructions of your employer (service provider).

You must submit the following additional documents and documentary evidence together with your application:

- A copy of your residence permit and your work permit showing that you are entitled to reside in the country in which the service provider is established and to carry out work in the employment of the service provider in this country (if you have these documents)
 - A copy of your employment contract (with your employer)
- > Go to **7** on page **20**

☐ after having worked on board a Dutch ocean-going vessel or on a mining platform on the Dutch continental shelf for 7 or more years

You must submit the following additional documents and documentary evidence together with your application:

- A letter detailing why you wish to come to the Netherlands (in order to work on Dutch soil, for a period or leave, or due to illness or unemployment)
 - Proof of your income, see the Proof of Income Annex
 - Proof of your employment history on board a Dutch ocean-going vessel or on a mining platform on the Dutch continental shelf (e.g. a copy of your seaman's book or employment contract). If there are gaps in the employment history: documents regarding the duration of and reasons for this gap or these gaps and (if applicable): documents regarding any benefits that you may have received
 - Documentary evidence of the social security contributions made in the context of your employment relationship in respect of social security entered into by the Netherlands or for the purpose of social security schemes in the Netherlands
 - An overview of the periods during which you were unemployed or when you were not working on board an ocean-going vessel or on a mining platform on the Dutch continental shelf
 - Insofar as you wish to spend a period of leave in the Netherlands:
 - Documentary evidence that almost all periods of leave were spent in the Netherlands during your employment history
 - Documentary evidence that there will be employment on board a Dutch ocean-going vessel or on a mining platform on the Dutch continental shelf for at least one year, meaning there will be sufficient long-term means of existence
- > Go to **7** on page **20**

B Residence permit to work

■ to spend a period of leave in the Netherlands (only if you are employed on a mining platform on the continental shelf)

You must submit the following additional documents and documentary evidence together with your application:

- A letter from your employer detailing why you require a residence permit for a period of leave in the Netherlands;
- Documentary evidence that there will be employment on a mining platform on the Dutch continental shelf for at least one year, meaning there will be sufficient, long-term, means of existence, see Proof of Income Annex

> Go to **7** on page **20**

■ as a director and major shareholder

You must submit the following additional documents and documentary evidence together with your application:

- Proof of your income, see the Proof of Income Annex
- Where required: a copy of your (application for a) work permit (for non EU subjects) (see the notes on page 2 of this form)
- Documentary evidence that your employer has registered your current employment contract with the Tax and Customs Administration

- Proof that your interest in the company is less than 25% and that you receive a salary from a third party (if your interest in the company is greater, you must apply for work on a self-employed basis)

> Go to **7** on page **20**

■ as non-privileged NATO personnel

You must submit the following additional documents and documentary evidence together with your application:

- Proof of your income, see the Proof of Income Annex
- An original extract (not a copy) from the Municipal Administration showing your address and family composition. This extract must be dated within the last 6 months
- If you are not registered as non-privileged civilian personnel in the GBA: Documentary evidence that you live in the Netherlands

> Go to **7** on page **20**

C Residence permit to work on a self-employed basis

■ on a self-employed basis (in an economic sense)

You must submit the following additional documents and documentary evidence together with your application:

- Proof of your income, see the Proof of Income Annex
- A copy of a document issued by a competent Dutch authority stating that you are entitled to pursue an occupation or run a business
- A copy of your business plan that includes:
 - Information about you, the entrepreneur (personal details, family and income situation, financial obligations, qualifications and professional experience)
 - Business details (information on the sector in which you will be operating, the start date and place of the business)
 - Legal aspects (the legal form of your company, business name, licences, liability, insurance and delivery conditions)
 - Commercial aspects (a description of the type of business and product, the innovative character of these, a description of the market, the target group and the competition, supported by contracts and references)
 - Management aspects (a description of the organisation of your company and the number of personnel)
 - Financial aspects (investment estimate, financing plan, repayment plan, operating estimate and liquidity forecast)
- A copy of the deed of incorporation showing the authorities and responsibilities of the partners and the profit-sharing arrangement (in the case of a general or limited partnership)

It is your responsibility to support your application by providing as much documentary evidence as possible that your company can make a significant contribution to the Dutch economy. To this end, the following documents can be submitted: copies of diplomas obtained (if the diploma was obtained abroad, the diploma must be recognised by the Netherlands Organisation for International Cooperation in Higher Education [Nederlandse Organisatie voor internationale samenwerking in het hoger onderwijs, Nuffic]. You are responsible for ensuring that this is the case), copies or certificates from (Dutch) degree programmes (degree, doctorate), reference(s) and/or certificates from previous employer(s), employment contract(s) from previous employment relationship(s), contract(s) or references from Dutch (business) partners, turnover figures for the Dutch market. If the foreign national has a company in his or her country of origin, you must also attach the company's deed of incorporation and articles of association.

If you are a self-employed freelancer, you must also attach

- Contract(s) for professional services showing that the you will be carrying out work as a freelancer on the basis of contracts

If you hold an EC residence permit for long-term residents issued by another EU Member State, you should also submit

- A copy of the EC residence permit for long-term residents issued by the other Member State
- Proof of a health insurance policy taken out in your name
- A copy of your business plan as named above
This business plan does not need to contain descriptions of the innovative character of the company and the product.

> Go to **7** on page **20**

D Residence permit for graduate seeking employment

■ if you wish to look for a job as a highly skilled migrant upon completion of your studies and wish to make use of a period devoted to seeking employment

You must submit the following additional documentary evidence together with your application:

- A certified copy of the diploma showing the date on which studies were completed. The diploma should be from a course of study at an educational institution in the Netherlands

> Go to **7** on page **20**

E Residence permit to work on the basis of an international treaty

Please state below the specific reason behind your application for a residence permit and follow the instructions provided. You must tick the main reason. You must not give any other reasons for your stay. If you tick more than one purpose, your request for advice will only be assessed with regard to the first purpose you have ticked.

- ☐ **as an employee within the context of an EU action programme or an International Agreement to which the Netherlands is party, other than the American-Dutch Friendship Treaty, the Turkish Association Convention or the Dutch-German Convention on Establishment**

You must submit the following additional documents and documentary evidence together with your application:

- Documentary evidence that you will be temporarily carrying out paid research or paid work within the context of an EU action programme or International Agreement to which the Netherlands is party
 - Proof of your income, see the Proof of Income Annex
- > Go to **7** on page **20**

- ☐ **work as an employee on the basis of the Dutch-German Residency Treaty**

You must submit the following additional documentary evidence together with your application:

- Documentary evidence that you will have sufficient means of existence for the duration of your stay. This can be a declaration signed by you or by a third party
- > Go to **7** on page **20**

- ☐ **work as an employee (key personnel) on the basis of the Dutch-American Residency Treaty**

You must submit the following additional documents and documentary evidence together with your application:

- Proof of your income, see the Proof of Income Annex
 - Where required: a copy of your (application for a) work permit (for non EU subjects) (see the notes on page 2 of this form)
 - Documentary evidence that you are employed as key personnel
- > Go to **7** on page **20**

- ☐ **work on a self-employed basis on the basis of the Dutch-American Residency Treaty**

You must submit the following additional documents and documentary evidence together with your application:

- A recent, original extract of the registration with the Chamber of Commerce of the company/business
 - Documentary evidence showing the business plan
 - Documentary evidence showing that you have invested considerable capital into your business or company.
- > Go to **7** on page **20**

- ☐ **work as an employee pursuant to the EC-Turkey 1/80 association decree**

You must submit the following additional documents and documentary evidence together with your application:

- Proof of your income, see the Proof of Income Annex
 - Where required: a copy of your (application for a) work permit (for non EU subjects) (see the notes on page 2 of this form)
 - Documentary evidence that you have been working for a minimum of 1 year for a business in the Netherlands (this can include a transport business) and that your current employer has a further 1 year of employment for you
- > Go to **7** on page **20**

F As an economically non-active person with a residence permit as a long-term third-country national in another EU Member State

- ☐ **as an economically non-active person with a residence permit as a long-term third-country national in another EU Member State**

You must submit the following additional documents and documentary evidence together with your application:

- A copy of the EC residence permit for long-term residents issued by the other Member State
 - Proof of a health insurance policy taken out in your name
 - Documentary evidence showing that you possess sufficient independent and sustainable means of existence, such as benefits from the EU Member State in which you hold an EC residence permit for long-term residence (this must concern benefits that you can continue to receive in the Netherlands) or income from previous work outside the Netherlands (such as a salary or (company) pension or money received from early retirement) or income from assets
- > Go to **7** on page **20**

G Residence permit to undertake secondary or vocational studies

If you wish to follow a course of study at an institution of higher education or a university, you should not use this form, but speak to the education institution.

- ☐ **study in secondary or vocational education**

You must submit the following additional documents and documentary evidence together with your application:

- Documentary evidence that you have (provisionally) registered with or been admitted to the institution. This must have been issued by the competent authority at the educational institution
- The Declaration of Awareness (Study) Annex completed in full and signed by you
- An original extract (not a copy) from the Municipal Administration showing your address. This extract must be dated within the last 6 months

- A written explanation as to why the Netherlands is the most appropriate country to pursue this course of study and in what sense the course of study would make a positive contribution towards the labour market in the country of origin
- A declaration from the Ministry of Education in your country of origin showing that it would not be possible to pursue the course of study in the country of origin

If you will receive a study grant, you must also attach

- A copy of the document stating that you have been awarded a study grant

G Residence permit to undertake secondary or vocational studies

If you or a third party (e.g. a private individual or a legal entity) will be (partially) funding the course of study abroad

- A copy of a bank statement relating to a bank account that is jointly or exclusively in your name showing the balance available for the study year; or
- An original declaration from the bank (not a copy) stating the amount that is being transferred to you each month to a bank account that is jointly or exclusively in your name

If a third party (e.g. a private individual or a legal entity) will be funding the course of study in the Netherlands, you must also attach

- A sponsor Declaration Annex completed in full and signed by your financier and his or her spouse or (registered) partner (if appropriate)
- An original extract (not a copy) from the Municipal Administration showing the address and family composition of your financier. This extract must be dated within the last 6 months

- Proof of your financier's income and that of his or her spouse or (registered) partner (if appropriate), see the Proof of Income Annex
- Copies of all pages of your financier's identity papers and those of his or her spouse or (registered) partner (if appropriate) if he or she is a Dutch citizen, or of the front and back of your financier's and his or her spouse's or (registered) partner's (if appropriate) residence permit or of all pages of the passport in which your financier's and his or her spouse/partner's residence permit has been entered

If you hold an EC residence permit for long-term residents issued by another EU Member State, then you may study on a part-time basis. You do not need to complete and sign the Declaration of Awareness (Study) Annex. You should also submit

- A copy of the EC residence permit for long-term residents issued by the other Member State
 - Proof of a health insurance policy taken out in your name
- > **Go to 7 on page 20**

H Residence permit for exchange purposes

Please state below the specific reason behind your application for a residence permit and follow the instructions provided. You must tick the main reason. You must not give any other reasons for your stay. If you tick more than one purpose, your request for advice will only be assessed with regard to the first purpose you have ticked.

☐ as part of an exchange programme via a private organisation

You must submit the following additional documents and documentary evidence together with your application:

- An original extract (not a copy) from the Municipal Administration showing the address and family composition of your host family. This extract must be dated within the last 6 months
- The sponsor Declaration (Exchange Organisation) Annex completed in full and signed by the private organisation
- The Declaration of Unmarried Status Annex, completed in full and signed by you, stating that you are unmarried and do not have a duty of care in respect of your own children or children who are dependent on you

If you are involved in voluntary work, you must also attach

- A copy of your (application for a) work permit (for non EU subjects) (see the notes on page 2 of this form)
- > **Go to 7 on page 20**

☐ exchange on the basis of the 'Working Holiday Scheme' or the 'Working Holiday Program'

You must submit the following additional documentary evidence together with your application:

- A copy of your return ticket or documentary evidence that you have sufficient means to purchase a return ticket
- > **Go to 7 on page 20**

I Residence permit for stay as an au pair

☐ as an au pair

Please note! You must be at least 18, but not yet have reached the age of 26 at the time of submitting an application for a residence permit in the Netherlands.

You must submit the following additional documents and documentary evidence together with your application:

- Copies of all of the pages of your host family's identity papers (the sponsor) if he or she is a Dutch national or of the front and back of the residence permit or of all of the pages of the passport in which your host family's residence permit has been entered
 - An original extract (not a copy) from the Municipal Administration showing the address and family composition of your host family (the sponsor). This extract must be dated within the last 6 months
 - The Declaration of Unmarried Status Annex, completed in full and signed by you, stating that you are unmarried and do not have a duty of care in respect of your own children or children who are dependent on you
 - The Declaration of Awareness (Au Pair) Annex completed in full and signed by your host family
 - The Agreement between Au Pair and Host Family Annex completed in full and signed by your host family
 - The sponsor Annex completed in full and signed by the host family
 - A description of how you will learn about Dutch society and culture
 - Proof of your host family's income, see the Proof of Income Annex The host family's income must meet the minimum applicable amounts applicable to host families, this includes the legal minimum for single persons under the age of 21
- > **Go to 7 on page 20**

J Residence permit for stay at a religious or ideological organisation

■ on religious or ideological grounds

The convent/monastery or the religious or ideological organisation should submit the following additional documents or documentary evidence with the application:

- A written explanation of the need for the foreign national's stay at a religious or ideological organisation
- Written documentary evidence showing that the foreign national was already part of the religious or ideological organisation at the time of the application
- A detailed description of the activities that the foreign national will carry out for or as a result of the religious or ideological organisation
- A written statement of the resources that will be used to fund the foreign national's stay (what provisions will the foreign national receive at the organisation's expense)
- The Declaration of awareness and sponsor declaration (religious and ideological organisations) completed in full and signed by the organisation
- The Declaration of Awareness of transitional scheme for religious or ideological grounds Annex completed in full and signed
- Documentary evidence demonstrating that the organisation or convent/monastery is in possession of sufficient financial resources and can support you during your stay

If the stay is intended to be with an organisation other than:

- de Stichting Jeugd met een Opdracht, Heerde; or
- de Kerk van Jezus Christus van de Heiligen der Laatste Dagen, Dordrecht; or
- Centraal Missie Commissariaat, The Hague; or
- de Syrisch Orthodoxe Kerk, Losser; or
- Stichting Congregatie FIC, Maastricht; or
- Maharishi European Research University/Maharishi Vedic University, Vlodrop; or
- Stichting International Buddhist Progress Society Holland, Amsterdam; or

then the religious or ideological organisation or convent must submit the following additional information:

- Documentary evidence showing that a foreign national has been accommodated at the intended organisation on religious or ideological grounds at some point within the five years prior to this regulation entering into force (8 January 2004) This does not include accommodation provided on study or employment grounds.
- > Go to **7** on page **20**

K Residence permit for re-entry

Please state below the specific reason behind your application for a residence permit and follow the instructions provided. You must tick the main reason. You must not give any other reasons for your stay. If you tick more than one purpose, your request for advice will only be assessed with regard to the first purpose you have ticked.

- **you are a former Dutch national and you were born and raised in the Netherlands; or**
- **you are an adult, you resided lawfully in the Netherlands for a period of at least 10 years between the ages of 4 and 19 and you are submitting an application for re-entry before reaching the age of 23**

You must submit the following additional documentary evidence together with your application:

- Information and documentation relating to the duration and nature of your earlier stay in the Netherlands;
- > Go to **7** on page **20**

- **you are an adult, you lawfully resided in the Netherlands for an uninterrupted period of at least 5 years prior to your 19th birthday and the Netherlands is the most appropriate country for you**

You must submit the following additional documentary evidence together with your application:

- Information and documentation relating to the duration and nature of your earlier stay in the Netherlands;

Please note! With regard to the assessment as to whether the Netherlands is the most appropriate country for you, it is important that your ties to the Netherlands are stronger than those to your country of origin. The following factors may be taken into account in this assessment:

- reason for remigration;
- duration of the stay in the Netherlands and of that in the country of origin;
- schooling pursued in the Netherlands and abroad;
- work experience gained in the Netherlands and abroad;
- knowledge of the Dutch language.

You must submit as much information as possible in this regard together with your application.

> Go to **7** on page **20**

- **you are a minor, arrangements have been made for you to be taken care of and legally represented in the Netherlands and you have lawfully resided (or resided as a Dutch citizen) in the Netherlands for a period of 10 years since the age of 4;**

You must submit the following additional documents and documentary evidence together with your application:

- Information and documentation relating to the duration and nature of your earlier stay in the Netherlands;

- Information and documentation stating that arrangements have been made for you to be taken care of and legally represented in the Netherlands

> Go to **7** on page **20**

- **you are a minor, arrangements have been made for you to be taken care of and legally represented in the Netherlands and, prior to submitting your application, you lawfully resided (or resided as a Dutch citizen) in the Netherlands for a period of 5 years and the Netherlands is the most appropriate country for you**

You must submit the following additional documents and documentary evidence together with your application:

- Information and documentation relating to the duration and nature of your earlier stay in the Netherlands;
- Information and documentation stating that arrangements have been made for you to be taken care of and legally represented in the Netherlands

Please note! With regard to the assessment as to whether the Netherlands is the most appropriate country for you, it is important that your ties to the Netherlands are stronger than those to your country of origin. The following factors may be taken into account in this assessment:

- reason for remigration;
- duration of the stay in the Netherlands and of that in the country of origin;
- schooling pursued in the Netherlands and abroad;
- work experience gained in the Netherlands and abroad;
- knowledge of the Dutch language.

You must submit as much information as possible in this regard together with your application.

> Go to **7** on page **20**

- **you are a former Dutch national and you renounced your Dutch nationality so that you could take advantage of the provisions under the Repatriation Act [Remigratiewet] (your situation prior to remigration)**

You must submit the following additional documents and documentary evidence together with your application:

- A declaration from the National Insurance Institute stating that your request for remigration facilities will, in principle, be resolved positively, providing that you renounce your Dutch nationality.
- A declaration of your surrender of Dutch nationality.
- A declaration from the civil affairs official, that your declaration of

K Residence permit for re-entry

your surrender of Dutch nationality was received.

> Go to **7** on page **20**

■ **you are eligible for re-entry on the basis of article 8 of the Repatriation Act (your situation after remigration)**

> State whether you wish to apply for a temporary or permanent residence permit.

■ **temporary residence permit**

(if immediately prior to your remigration from the Netherlands you:

- had stayed in the Netherlands for an uninterrupted period of at least three years on the basis of a temporary residence permit; or
- had stayed in the Netherlands on the basis of a valid residence permit as the minor child of a person who was eligible for re-entry pursuant to the Repatriation Act, in so far as you both remigrated from the Netherlands at the same time and are both applying for re-entry at the same time; or
- had stayed in the Netherlands on the basis of a valid residence permit as the minor child of a person with lawful residence, you remigrated from the Netherlands with this person pursuant to Article 8 of the Repatriation Act and became an adult within one year of remigration and are submitting an application for re-entry during that year.)

■ **permanent residence permit**

(if immediately prior to your remigration you stayed in the Netherlands as: a Dutch citizen, someone in possession of a permanent residence permit or for a continuous period of at least five years on the basis of a temporary residence permit)

You must submit the following additional documents and documentary evidence together with your application:

- An extract from the National Insurance Institute, which confirms the right to the basic provisions of the remigration facilities and which shows the date of departure from the Netherlands.
 - A statement of the supplement at the disposal of the National Insurance Institute, stating the commencement date of the permit previously granted for a non-temporary purpose and the uninterrupted duration of your previous stay in the Netherlands.
- > Go to **7** on page **20**

■ **you have resided outside of the Netherlands as a result of detention or military service**

You must submit the following additional documents and documentary evidence together with your application:

- Copies of the front and back of your residence permit
 - Information and documentation regarding your detention abroad and the termination of this, or regarding the fulfilment and termination of your military service
- > Go to **7** on page **20**

■ **you have submitted a request for the determination of your Dutch citizenship to the court in The Hague**

You must submit the following additional documentary evidence together with your application:

- A full copy of your request to the court for the determination of your Dutch citizenship (ex. Art. 17 RWN).
- > Go to **7** on page **20**

■ **you are a former Dutch national and you lost your Dutch nationality as this was withdrawn because you did not renounce your original nationality**

> State whether you wish to apply for a temporary or permanent residence permit.

■ **temporary residence permit (if you had lawfully resided in the Netherlands for a continuous period of at least 3 years at the time that you acquired Dutch citizenship); or**

■ **permanent residence permit (if you had lawfully resided in the Netherlands for a continuous period of at least 5 years at the time that you acquired Dutch citizenship)**

You must submit the following additional documents and documentary evidence together with your application:

- Documentation relating to the duration and nature of your earlier stay in the Netherlands
 - A copy of your notification of naturalisation
 - Letters in which the ministry of Justice notified you of the requirement to renounce your original nationality
 - A copy of the document showing your Dutch citizenship was revoked
- > Go to **7** on page **20**

■ **you are a former Dutch national as a result of the fact that you renounced your Dutch nationality as this would otherwise have been revoked because you did not renounce your original nationality**

You must submit the following additional documents and documentary evidence together with your application:

- Information and documentation relating to the duration and nature of your earlier stay in the Netherlands
 - A copy of your notification of naturalisation
 - Letters in which the ministry of Justice notified you of the requirement to renounce your original nationality
 - An original extract (not a copy) from the Municipal Administration [gemeentelijke basisadministratie, GBA] showing the date on which you renounced your Dutch nationality
- > Go to **7** on page **20**

■ **you are a former Dutch national, aged 18 or over, you reside in a country other than that of which you are a citizen and you have special ties with the Netherlands**

You must submit the following additional documents and documentary evidence together with your application:

- Information and documentation relating to the duration and nature of your earlier stay in the Netherlands
 - Information and documentation showing that you reside in a country other than that of which you hold nationality
 - Information and documentation stating that you received at least half of your of your primary education in the Netherlands, the Netherlands Antilles or Aruba or whilst a minor, took an educational course that was focused upon the Netherlands to a greater extent than was customary at that time, or have acquired close connections with the Netherlands as a result of other circumstances, such as upbringing, social position and/or employment
- > Go to **7** on page **20**

L Residence permit for an indefinite period based on privileged status

■ **as a privileged person**

You must submit the following additional documents and documentary evidence together with your application:

- Proof of your income, see the Proof of Income Annex
 - Proof of a health insurance policy taken out in your name
 - Documentary evidence showing that you have been resident in the Netherlands for 10 consecutive years on the basis of privileged status immediately prior to your application
 - Documentary evidence that the privileged status was not lost as a result of your own actions (this does not apply to administrative, technical or service providing personnel)
- > Go to **7** on page **20**

M Residence permit for medical reasons

Please state below the specific reason behind your application for a residence permit and follow the instructions provided. You must tick the main reason. You must not give any other reasons for your stay. If you tick more than one purpose, your request for advice will only be assessed with regard to the first purpose you have ticked.

■ for medical treatment

You must submit the following additional documents and documentary evidence together with your application:

- The Declaration with regard to the Medical Situation of the Foreign National Annex completed in full and signed by your doctor. This declaration must be dated within the last month. You must notify the IND of any changes to your medical situation that may be important in the assessment of your application by means of submitting a new medical declaration. In the event of more than one doctor being involved, each doctor must submit an individually completed and signed annex
- The Medical Information Disclosure Consent Form Annex completed in full and signed by you. If there is more than one treating doctor, separate consent must be given in respect of each treating doctor. This is applicable to both the treating doctor in the Netherlands and the treating doctor in the country of origin to be approached
- Proof of insurance in respect of any medical costs to be incurred in the Netherlands or another document showing that arrangements have been made with regard to the funding of the costs of the medical treatment
- A written explanation as to why the Netherlands is the most appropriate country for you to undergo the medical treatment in question. Attach as much documentary evidence as possible to the application

If you are a national of Surinam, you should also submit

- a copy of a visa issued on medical indication
- > Go to **7** on page **20**

■ for medical emergency. This if you are suffering from a serious disorder which current medical scientific opinion shows will lead to death, disability or another form of serious psychological or physical damage if not treated in the short term.

You must submit the following additional documents and documentary evidence together with your application:

- The Declaration with regard to the Medical Situation of the Foreign National Annex completed in full and signed by your doctor. This declaration must be dated within the last month. You must notify the IND of any changes to your medical situation that may be important in the assessment of your application by means of submitting a new medical declaration. In the event of more than one doctor being involved, each doctor must submit an individually completed and signed annex
- The Medical Information Disclosure Consent Form Annex completed in full and signed by you. If the you have more than one treating doctor, separate consent must be given in respect of each treating doctor. This is applicable to both the treating doctor in the Netherlands and the treating doctor in the country of origin to be approached
- > Go to **7** on page **20**

N Residence permit as a victim or witness of/person reporting human trafficking

■ as a victim or witness of/person reporting human trafficking

Take this application form to the police and report the human trafficking, or lend your assistance to tracing and pursuing instances of human trafficking. The police will assist you further with applying for the residence permit. If you submit this application without having reported to the police or without having lent your assistance, your application will not be processed.

> Go to **7** on page **20**

O Residence permit in the context of circumstances outside your control

■ in the context of circumstances outside your control

You must submit the following additional documents and documentary evidence together with your application:

- Documents stating that you have attempted to leave the Netherlands yourself, but that this has been unsuccessful. You must be able to demonstrate that you have approached the diplomatic representation of your country, or another country in which you previously had residence and/or countries to which it can be assumed you would be granted access, and that your request for issuance of new travel documents was not granted. Here you could consider, for example, declarations from relevant authorities stating that you have approached these diplomatic representations and that show your request for issuance of new travel documents was not granted.
- Documents stating that you have approached the International Organisation for Migration for help with facilitating your departure, and that this organisation informed you that they are unable to assist with making your departure possible on account of you being unable to obtain travel documents, and that this organisation is able to help with facilitating your departure when you are in possession of travel documents.
- Documents stating that you have approached the Repatriation and Departure Service requesting that you submit an application together for a replacement travel document (laissez passer). The Repatriation and Departure Service is also prepared to assist you when receiving the necessary travel documents at one or more diplomatic representations.

> Go to **7** on page **20**

P Residence permit for continued residence

Please state below the specific reason behind your application for a residence permit and follow the instructions provided. You must tick the main reason. You must not give any other reasons for your stay. If you tick more than one purpose, your request for advice will only be assessed with regard to the first purpose you have ticked.

■ pursuant to Art. 7 of the EC-Turkey 1/80 association decree

You must submit the following additional documents and documentary evidence together with your application:

- Documentary evidence that the principal applicant has been a Turkish employee throughout the three years that you have cohabited with him

- Proof of a health insurance policy taken out in your name
- An original historical extract (not a copy) from the Municipal Administration showing your address and family composition. This extract must be dated within the last 6 months

> Go to **7** on page **20**

P Residence permit for continued residence

- after living in the Netherlands with your spouse or (registered) partner for three years or more; or
- after living in the Netherlands as the minor child with a parent or adoptive/foster parent for one year or more; or
- after living in the Netherlands as the adult child with a parent for three years or more; or
- after living in the Netherlands as the parent to a child for three years or more; or
- after living in the Netherlands as an unaccompanied minor foreign national for three years or more; or
- after living in the Netherlands for three years or more because you cannot leave the Netherlands due to circumstances outside your control

You must submit the following additional documents and documentary evidence together with your application:

- The Declaration of Circumstances Annex completed in full and signed by you
 - Proof of a health insurance policy taken out in your name
 - An original extract (not a copy) from the Municipal Administration showing your address and family composition. This extract must be dated within the last 6 months
- > Go to **7** on page **20**

- **marriage, (registered) partnership: compelling reasons of a humanitarian nature; or**
- **residency with partner: compelling reasons of a humanitarian nature**

You must submit the following additional documents and documentary evidence together with your application:

- The Declaration of Circumstances Annex completed in full and signed by you
 - Proof of a health insurance policy taken out in your name
 - An original extract (not a copy) from the Municipal Administration showing your address and family composition. This extract must be dated within the last 6 months
 - Documentary evidence stating that compelling reasons of a humanitarian nature exist
- > Go to **7** on page **20**

- **marriage, (registered) partnership: after the death of your spouse or (registered) partner; or**
- **minor child after the death of a parent or adoptive/foster parent; or**
- **adult child after death of parent**

You must submit the following additional documents and documentary evidence together with your application:

- The Declaration of Circumstances Annex completed in full and signed by you
 - Proof of a health insurance policy taken out in your name
 - An original extract (not a copy) from the Municipal Administration showing your address and family composition. This extract must be dated within the last 6 months
 - Your (married/registered) partner's death certificate or that of your parent or your adoptive/foster parent
- > Go to **7** on page **20**

- **victim of domestic violence**

You must submit the following additional documents and documentary evidence together with your application:

- Proof of a health insurance policy taken out in your name
- Documentary evidence that there has been demonstrable domestic violence:
 - a copy of the official record of the report to the police and the declaration from a designated doctor; or
 - a declaration from the Public Prosecutor or the Commissioner of Police stating that official inquiries have been made with the offender and the declaration from a designated doctor

> Go to **7** on page **20**

- **medical treatment**

You must submit the following additional documents and documentary evidence together with your application:

- Proof of a health insurance policy taken out in your name
 - The Declaration of Circumstances Annex completed in full and signed by you
 - The Declaration with regard to the Medical Situation of the Foreign National Annex completed in full and signed by your doctor. This declaration must be dated within the last month. You must notify the IND of any changes to your medical situation that may be important in the assessment of your application by means of submitting a new medical declaration. In the event of more than one doctor being involved, each doctor must submit an individually completed and signed annex
 - The Medical Information Disclosure Consent Form Annex completed in full and signed by you. If there is more than one treating doctor, separate consent must be given in respect of each treating doctor. This is applicable to both the treating doctor in the Netherlands and the treating doctor in the country of origin to be approached
 - Documentary evidence state that arrangements have been made to ensure sufficient funding of the medical costs to be incurred in the Netherlands
 - A written explanation as to why the Netherlands is the most appropriate country for you to undergo the medical treatment in question.
- > Go to **7** on page **20**

- **as a victim or witness of/person reporting human trafficking**
If you have been the victim of human trafficking, you should submit the following additional documentary evidence with your application:

- A copy of the court ruling following your report of human trafficking and your assistance in tracing and pursuing human trafficking and for which the offender has been convicted (a conviction based on one of the other offences in the case is also relevant providing that human trafficking forms part of the charge); or
- A copy of the court ruling following your report of human trafficking and your assistance in tracing and pursuing human trafficking and for which the offender has not been convicted (a conviction based on one of the other offences in the case is also relevant providing that human trafficking forms part of the charge), but the ruling reads otherwise; and if you have been in possession of a residence permit pursuant to the B9 regulation for less than three years, additional documentary evidence stating that you cannot return to the country of origin (e.g. because of retaliation) or documentary evidence stating that there are compelling reasons of a humanitarian nature that, in your opinion, serve as reason for continued residence (e.g. psychological problems, for which you are receiving treatment in the Netherlands or children in your care who were born in the Netherlands or are being educated in the Netherlands)
- If you have held a residence permit pursuant to the B9 regulation for 3 years or more and criminal investigations are still taking place, a copy of the declaration from the police or the Public Prosecutor that the case is still continuing.

If your report to the police or your assistance in tracing and pursuing human trafficking has led to a court decision not to prosecute, you should also submit

- Documentary evidence stating that you cannot return to the country of origin (e.g. because of retaliation) or documentary evidence stating that there are compelling reasons of a humanitarian nature that, in your opinion, serve as reason for continued residence (e.g. psychological problems for which you are receiving treatment in the Netherlands or children in your care who were born in the Netherlands or are being educated in the Netherlands)

If you are the witness of/person reporting human trafficking, you should submit the following additional documentary evidence with your application:

- A copy of the conviction following on from your report of human trafficking;
 - Documentary evidence stating that you cannot return to your country of origin due to the risk of reprisals
- > Go to **7** on page **20**

Nederlandse versie

Dit aanvraagformulier is ook verkrijgbaar in het Nederlands. Bel met 0900 1234561 (€ 0.10 p.m.). Vanuit het buitenland belt u +31 20 8893045. Of kijk op: www.ind.nl om dit formulier aan te vragen of te downloaden.

Language of documents to be attached

All documents must be drawn up in Dutch, English, French or German. If this is not the case, you must have the documents translated by a translator who has been sworn in by a Dutch court, and submit the translation and the document to the IND together with your application.

Tuberculosis

If you wish to obtain a residence permit, you must undergo a test for, and where necessary treatment of, tuberculosis. You must be able to demonstrate this in the form of a declaration issued by the Dutch Municipal Health Service if you are applying for a residence permit for the first time. This obligation to undergo a tuberculosis test does not apply to individuals who are nationals of an EU or EEA Member State, Australia, Canada, Israel, Japan, Monaco, New Zealand, Surinam, Switzerland or the United States of America.

You will also be exempt from the requirement to submit a Tuberculosis Declaration if you hold:

- a valid residence permit in an EEA Member State;
- a valid residence permit in an EU Member State or Switzerland;
- an EC residence permit for long-term residents issued by another EU Member State or if you are a family member of someone who does hold this document and you have already been admitted to another EU Member State as the family member of the long-term resident.

Work permit (for non EU subjects) (twv)

A twv is often required in order to work as an employee. For further information on the twv, visit the website of the Centre for Work and Income: www.werk.nl

Personal Data Protection Act

The Personal Data Protection Act requires the IND to inform you that the IND is the organisation that processes the details of your application. The IND does this to determine whether you are eligible for a residence document. The Minister of Justice is responsible for this. If you have any questions regarding the data processing practices please send these in writing to the IND, postbus 1200, 2280 CE Rijswijk. You can also send a request for an overview of information about you that is held on file to this address. Further to this request, you can ask to have your personal data changed, removed or blocked.

Further information

For further information regarding this application form or regarding your situation please call the IND. The IND can be contacted on 0900 1234561 (€ 0.10 per minute) on working days between 9.00 a.m. and 5.00 p.m. From countries other than the Netherlands please dial +31 20 889 3045, or visit: www.ind.nl

You can also visit one of the IND desks in person. If you would like to know where your closest IND desk is located, please visit www.ind.nl or call 0900 1234561 (€0.10 per minute).

7. Submitting your application

- > Attach your recent colour passport photo (taken within the last 6 months) to the appendix Passport Photo Form to this form, and sign the appendix.
- > Check that you have completed the form in full.
- > Attach all appendices, documents and documentary evidence requested to your application.
- > Now sign the front of this form.
- > You must first call 0900 1234561 (€ 0.10 per minute) to make an appointment to visit the IND desk in your region. If you have downloaded the form from www.ind.nl, you will also need to make an appointment. Once you have made an appointment, you can submit the application at the IND desk.

This list indicates what documentary evidence is required by the IND as proof of income in order to assess your application.

The application form states the person for whom you need to enclose proof of income with your application. This is usually you (the sponsor) and your (registered) partner. The documents can be copies, unless stated otherwise.

Please note! The IND may verify the accuracy of any information that you provide with regard to income, employment and benefits with another government agency (e.g. the Netherlands Employees Insurance Agency or the Tax and Customs Administration).

■ If you or your (registered) partner have/has an employment contract that is valid for a minimum of 1 year from the time that the application is submitted; or

- If you (the foreign national) will be working as an employee (within the context of an EU action programme or an International Agreement to which the Netherlands is party)
- Your current employment contract(s)
 - The fully completed and signed Employer's Declaration Annex(s) (no older than 3 months)
 - Documentary evidence that your employer has registered your current employment contract with the competent authority in connection with the payment of social security contributions and taxes (you should ask your employer about this, rather than the Tax and Customs Administration or the UWV)
 - Payslips for the last 3 months

Only if you regularly earn more than the wage stated in your employment contract (e.g. because of overtime)

- Payslips for the last 12 months

■ If you or your (registered) partner have/has an employment contract that is valid for less than 1 year from the time that the application is submitted

- Your current employment contract(s), showing that you will be working for at least the next 6 months
- The fully completed and signed Employer's Declaration Annex(s) (no older than 3 months)
- Documentary evidence that your employer has registered your current employment contract with the competent authority in connection with the payment of social security contributions and taxes (you should ask your employer about this, rather than the Tax and Customs Administration or the UWV)
- For the past 3 years:
 - all salary breakdowns; and
 - all annual income statements; and
 - all employment and temporary employment contract(s); and
 - award decision(s) and benefit slip(s)

■ If you or your (registered) partner work/works as a temporary employment agency worker or on the basis of an on-call contract, minimum terms contract, seasonal employment contract, 'zero hours' contract or another agreement involving postponed duty to perform

- Your current (temporary) employment contract(s), showing that you will be working for at least the next 6 months
- The fully completed and signed Employer's Declaration Annex(s) (no older than 3 months)
- Documentary evidence that your employer has registered your current employment contract with the competent authority in connection with the payment of social security contributions and taxes (you should ask your employer about this, rather than the Tax and Customs Administration or the UWV)
- For the past 3 years:
 - all salary breakdowns; and
 - all annual income statements; and
 - all employment and temporary employment contract(s); and
 - award decision(s) and benefit slip(s)

■ If you are an unpaid scientific researcher

- If you are receiving sponsorship funding: documentary evidence of how much money you are receiving and the duration of the sponsorship agreement; or
- If you are receiving regular payments in order to fund your stay in the Netherlands: documentary evidence of these payments; or
- If you are in paid employment abroad: a copy of your employment contract with your current employer abroad

■ If you or your (registered) partner receive/receives (additional) benefits

If you or your (registered) partner receive/receives (additional) benefits (e.g. unemployment benefit, sickness benefit, old-age pension, surviving dependant's benefit or disability benefit).

- The letter from the benefits agency stating that you are entitled to benefit
- Your most recent benefit slip

If you or your (registered) partner receive/receives invalidity benefit, self-employed persons invalidity benefit or young person's invalidity benefit

- The award decision showing that you are unable to work (and to what extent)
- Your most recent benefit slip (dated no less than one year after the award decision)

A letter from the benefits agency stating the date of retesting

If you or your (registered) partner have/has received invalidity benefit since 1 January 2006 on the basis of the Work and Income Act

- The award decision showing that you are unable to work (and to what extent)
- Your most recent benefit slip

If you or your (registered) partner are/is permanently unable to work and not in receipt of any benefit under the WAO, WIA, WAZ or Wajong.

- A declaration from the Municipal Medical and Health Service/ Municipal Health Service, company doctor or medical examiner, showing that you are 100% unable to work, when you became unable to work and how long you are expected to be unable to work

If you or your (registered) partner receive/receives social assistance benefit, and you or your partner are/is permanently unable to resume work

- All award decisions from the last 5 years, as well as any correspondence during the last 5 years with the mayor and aldermen with regard to exemption from the obligation to seek work, and documentary evidence stating that a resumption of work cannot be expected within a reasonable period

■ If you or your (registered) partner work/works on a self-employed basis

- The Declaration of Income (Independent Entrepreneur) Annex, completed in full and signed by you and a registered accountant (e.g. a chartered accountant, an accountant, an accounting consultant, a tax advisor from the Dutch Federation of Tax Advisors [Federatie Belastingadviseur] or the Netherlands Tax Consultants Association) or an accountant with a BECON number from the Tax and Customs Administration, together with the annexes requested
- A recent, original extract of the registration with the Chamber of Commerce of the company/business

■ If you or your (registered) partner are/is the director and principle shareholder

- The official documents showing the size of your interest in the company (ownership percentage);
- A copy of your employment contract (or contracts, if you have more than one job);
- An original, fully completed Employer's Declaration Annex, bearing the date and signature of your employer and company stamp (no older than 3 months);
- Details with regard to the three months prior to the date of your application, showing that you are paid a monthly salary (payslips, bank statements);
- Documentary evidence that the company transfers the income tax deducted to the Tax and Customs Administration every three months (bank statements).

If you have more than one employer, please copy this annex yourself. 1 copy must be completed and signed for each employer.
The application form states when and whose employer's declaration annex you need to submit with your application.

Please note! The IND may verify the accuracy of any information that you provide with regard to income, employment and benefits with another government agency (e.g. the Netherlands Employees Insurance Agency or the Tax and Customs Administration).

Employee's personal details

Surname as stated in passport or identitycard

First names

☐ Male ☐ Female

Street

Number

Postcode

City/Town

Personal public service number (BSN)

Date of birth

Place of birth

Country of origin

Nationality

Details of company/institution

Name

Wage tax and social security
contributions number

Street

Number

Postcode

City/Town

Details of employment

Position of the employee

Employment commencement date

Please indicate the nature of the employment (tick as applicable)

fixed employment

☐ indefinite period☐ definite period from

d d

m m

y y y y

to

d d

m m

y y y y

on-call contract

☐ indefinite period☐ definite period from

d d

m m

y y y y

to

d d

m m

y y y y

ongoing temporary work

☐ indefinite period☐ definite period from

d d

m m

y y y y

to

d d

m m

y y y y

Is the employee entitled to continued payment of salary during the term of the contract if there is no work available?

☐ No☐ YesProbationary period ☐ no ☐ yes, until

d d

m m

y y y y

Hours per week (contractual)

h

Hours per week (actual)

h

Gross salary excluding holiday allowance

☐ per month or☐ per 4 weeks

€

h

h

Net salary excluding holiday allowance

☐ per month or☐ per 4 weeks

€

h

h

Holiday allowance %

h

Employer's signature

I herewith declare that the aforementioned employee is employed at the aforementioned company/institution. I have completed this form truthfully

Name

Telephone number

Position

City/Town and Date

Signature

Company/institution stamp

You should only complete this declaration if you hold a residence permit for a specific purpose of stay and are using this application form to submit an application for a residence permit for a different purpose of stay. You must attach this declaration to your application. Please indicate below which situation(s) has/have applied to you (the permit holder), since the date on which your current residence permit was issued. This concerns changes which could have an effect your right of residency and (where appropriate) the right of residency of your family members. Attach the documentary evidence requested to your application.

- ☐ There has been no change in facts or circumstances that may affect my right of residence since the date on which my current residence permit was issued
- ☐ The person I am staying with in the Netherlands (*the sponsor*) has a new passport or identitycard.
> *Enclose copies of all pages of this document*
- ☐ The family situation of myself (*the applicant*) or of the person with whom I am staying in the Netherlands (*the sponsor*) has changed, namely:
 - ☐ Marriage/registered partnership. > *Enclose a copy of the marriage certificate/deed of registered partnership*
 - ☐ New relationship. > *Enclose documentary evidence or declarations*
 - ☐ Dissolution of marriage/end of relationship. > *Attach documentary evidence or declarations in relation to this (this evidence must clearly show the date on which the marriage/relationship broke down)*
 - ☐ Birth of a child. > *Enclose a copy of the birth certificate*
 - ☐ Death of a person. > *Enclose a declaration (death certificate)*
 - ☐ The income situation of myself or the person with whom I am staying in the Netherlands (*the sponsor*) has changed. > *Enclose the documents referred to in Appendix Proof of Income*
- ☐ Other, namely:

Declarations and documentary evidence must be submitted in all cases. You must always notify the IND immediately of any changes to your personal situation or the situation of the person with whom you are staying that may affect your right of residence.

Only complete this declaration if you are submitting an application for a residence permit in respect of stay for religious or ideological purposes. Submit the completed and signed declaration with your application.

V-number

The undersigned, further referred to as the representative of the organisation, hereby declares with regard to the foreign national's intended stay at the organisation:

Surname as stated in passport or identitycard

First names

☐ Male ☐ Female

Date of birth

Nationality

As follows:

the representative of the organisation is hereby aware that:

- the aforementioned foreign national will only be granted permission to stay at the organisation in the Netherlands for religious or ideological purposes;
- the foreign national is not permitted to work;
- that by virtue of the restrictions under which residence is permitted, the foreign national or the organisation shall be expected to notify the IND in the event that the foreign national is staying in the Netherlands for a purpose other than in accordance with the permit that has been granted.
- within the context of the supervision of foreign nationals, the Aliens Police may visit or summon the organisation and the foreign national to attend an interview either for a specific reason or in the form of a random check.

the organisation's representative declares:

- that substantial recruitment activities have taken place and that these show the foreign national's stay is necessary to fill the needs of the organisation;
- that the costs, these not being social assistance costs, incurred by the State and other public bodies as a result of the foreign national's stay in the Netherlands, including the costs associated with travel by the foreign national to a location outside the Netherlands to which he or she is guaranteed access can be recovered from the organisation to an annual maximum amount of € 5.000,-;
- to be aware that, if the foreign national is in receipt of benefits pursuant to the Social Assistance Act or from 1 January 2004, the Work and Social Assistance Act, the costs incurred in benefits paid to the foreign national (in proportion to the amount of the benefits applicable at that time according to the standard amount stipulated by Social Assistance Act or from 1 January 2004, the Work and Social Assistance Act), in addition to the aforementioned annual amount of € 5.000,- shall be recovered from the organisation.

Details of the organisation

Name of organisation

Street

Number

Postcode

City/Town

Name of representative

Position in the organisation

City/Town and Date

Signature

Only complete this declaration if you are submitting an application for a residence permit in respect of stay for religious or ideological purposes. Submit the completed and signed declaration with your application.

V-number

The undersigned,

Surname as stated in passport or identitycard

First names ☐ Male ☐ Female

Street Number

Postcode City/Town

Date of birth Place of birth

Country of birth Nationality

Herewith declares to be aware that:

- A stay will only be permitted for him/her for a definite period of time for religious or ideological purposes;

- His/her stay will only be permitted on the grounds that he/she resides at the religious or ideological organisation for religious or ideological purposes, and when this ceases to be the case, he/she will leave the Netherlands.
- He/she is not permitted to engage in any other activities whilst in the Netherlands, other than those permitted for the purpose of stay.

This declaration must be signed by him/her before the intended residence permit can be granted.

City/Town and Date

Signature

You are obliged to undergo a tuberculosis test. If the test then reveals that you have tuberculosis, you must undergo treatment. You will not be granted a residence permit if you refuse treatment. Complete this declaration in full before you make an appointment with Municipal Health Service. This declaration must then be signed by the person undergoing the test or his/her legal representative. This requirement to undergo a tuberculosis test does not apply to nationals of the following countries: an EU or EEA Member State, Australia, Canada, Israel, Japan, Monaco, New Zealand, Surinam, Switzerland (including Lichtenstein) and the United States of America. If you are in possession of a valid residence permit for an EEA Member State, an EU Member State or Switzerland or an EC residence permit for long-term residents issued by another EU Member State or are the family member of a long-term resident and have already been admitted to another EU Member State as the family member of the long-term resident, you do not require a tuberculosis declaration.

V-number Application for a permit relating to work, a traineeship, work experience or study? ☐ Yes ☐ No

The Minister of Justice requests that the Director of the GGD (Municipal Health Service) tests the person stated below for tuberculosis (of the respiratory organs), as referred to in the Aliens Act Implementation Guidelines.

Name of the foreign national to be tested

Surname as stated in passport or identitycard

First names ☐ Male ☐ Female

Street Number

Postcode City/Town

Marital status

Date of birth Place of birth

Country of origin Nationality

Type and number of passport or identitycard

The person in question is the spouse/(registered) partner of *(delete as applicable)*

Surname as stated in passport or identitycard

First names ☐ Male ☐ Female

Street Number

Postcode City/Town

Nationality

I herewith declare to be prepared to cooperate with the test for and the treatment of tuberculosis, if applicable.

Signature of the foreign national

Name

City/Town and Date

Signature

Signature of legal representative, if applicable

Name

City/Town and Date

Signature

This declaration is to be completed by the GGD doctor

The undersigned, employed by the Municipal Health Service (GGD) as a doctor, states that he/she has tested the foreign national, referred to in this form by the number below, for tuberculosis (of the respiratory organs) on behalf of the Minister of Justice.

Name of GGD

Name of doctor

Test date Test number

City/Town

and Date

Signature of doctor

> *This declaration must be signed and forwarded to the Immigration and Naturalisation Service (IND).
Please use the address that applies to the situation of the foreign national.*

Does the application in question relate to a purpose of stay for work, traineeship, work experience or study?

► Yes

Immigratie-en Naturalisatiedienst
IND-loket kennis- en arbeidsmigratie
Postbus 3022
2280 GA RIJSWIJK

► No

Immigratie- en Naturalisatiedienst
adeling vvr
Postbus 3212
2280 GA RIJSWIJK

Complete this declaration if the situation applies to you. If you have more than one doctor, please make copies of this annex and complete the details of each doctor. Enclose the completed and signed declaration with your application.

Name _____

Date of birth V-number

1. The undersigned hereby declare(s) that he/she does not object to the medical advisor requesting details about his/her state of health from the doctor(s)/practitioner(s) listed below in relation to an investigation into the medical circumstances surrounding his/her residency status in the Netherlands.
2. He/she also gives his/her consent to the medical advisor to forward his/her medical details to a medical specialist, in the event that such a specialist is deployed in the assessment of the application.
3. The undersigned gives his/her consent for copies of this completed consent form to be forwarded to the doctors/care providers to be approached.
4. Finally, he/she gives his/her consent to the medical advisor to forward his/her medical details to the officials at the Immigration and Naturalisation Service responsible for decision-making, the officials at the Repatriation and Departure Service responsible for making medical arrangements before, during or after removal, the relevant lawyers at the State Advocate Office as well as to the legally appointed authorities charged with the dispensation of justice.

The undersigned hereby authorises the doctor(s)/practitioner(s) below, who are listed in the registers referred to in the Individual Healthcare Professions Act (BIG) and/or the Netherlands Institute of Psychologists (NIP) (*doctors, dentists, clinical psychologists, psychotherapists, physiotherapists, obstetricians, nurses, special education experts and pharmacists*), to provide information to the medical advisor from the Ministry of Justice.

Details of the doctor

Name _____ general practitioner/COA doctor/specialist*

Name of hospital/practice/institution _____ Telephone number

Street _____ Number

Postcode City/Town _____

Details of the doctor

Name _____ general practitioner/COA doctor/specialist*

Name of hospital/practice/institution _____ Telephone number

Street _____ Number

Postcode City/Town _____

Signatures

Name _____ Name of the legal
foreign national ** representative **

City/Town _____ City/Town
and Date _____ and Date _____

Signature _____ Signature _____

* The doctor must be listed in the registers of Individual Healthcare Professions or the Netherlands Institute of Psychologists. Do you have more than one doctor? If so, please complete the details of each doctor on a separate annex.

** To be completed by the representative if the foreign national is aged under 12 or incapable of performing legal acts. To be completed by the foreign national and his or her representative if he or she is above the age of 12 and below the age of 16. Only to be completed by the foreign national if he or she is over the age of 16.

Have this declaration completed in full and signed by your treating physician if the situation applies to you. If you have more than one treating physician, please make copies of this annex so that each doctor can complete and sign a copy. Enclose the completed and signed declaration with your application.

This form features a number of questions with regard to the medical situation of the foreign national named by you below. Your answers may be used by the foreign national as proof that there are medical facts that may be important in the assessment of his/her application for a residence permit. When answering these questions, you are not asked to assess whether or not the conditions in respect of the granting of a residence permit have been met. You are simply required to provide factual information in plain terms that can be understood by people who are not doctors. The non-medically qualified officials from the Aliens Police and the Immigration and Naturalisation Service (IND) will not use your declaration as the basis for forming an independent medical opinion, but will seek advice from the independent doctor at the Medical Advice Bureau (BMA) of the IND. The BMA will then approach you with the specific written consent of the foreign national.

The undersigned, medical care provider,

Name _____ Telephone number

Professional title _____

BIG registration number NIP registered? ☐ Yes ☐ No

Street _____ Number

Postcode City/Town _____

hereby declares that the foreign national,

Surname as stated in passport or identitycard _____ ☐ Male ☐ Female

First names _____ Date of birth

Place of birth _____ Nationality _____

Street _____ Number

Postcode City/Town _____

is under his/her treatment.

Does the foreign national have (one or more) symptoms/illnesses? ☐ Yes ☐ No

What is the nature of these symptoms/illnesses?

When did treatment for these symptoms/illnesses start?

Signature of the doctor

City/Town _____
and Date _____ Signature _____

Only complete this declaration if you are applying for a residence permit for the purpose of stay:

- as a child aged 15 years or over with a parent
- as an au pair
- within the context of an exchange via a private exchange organisation

Enclose the completed and signed declaration with your application.

V-number

--	--	--	--	--	--	--	--	--	--	--	--	--	--	--	--	--	--

I, the undersigned

Surname as stated in passport or identitycard

First names

☐ Male ☐ Female

Date of birth

d	d	m	m	y	y	y	y
---	---	---	---	---	---	---	---

Place of birth

Country of origin

- ☐ declare that I am unmarried and that I have never been married nor have I entered into a registered partnership before.
- ☐ declare that after dissolution of my marriage to

name of former spouse

did not remarry (or enter into a registered partnership).

- ☐ declare that after dissolution of my registered partnership with

name of former registered partner

did not remarry (or enter into a registered partnership).

- ☐ declare that I am not responsible for the care of any children.

I am aware that completing this declaration untruthfully may have consequences for the right of residence.

Signature

City/Town

and Date

Signature

Only complete this declaration if you are applying for a residence permit in respect of residence with your unmarried partner.
Enclose the completed and signed declaration with your application.

V-number

The foreign national (the applicant)

Surname as stated in passport or identitycard

First names ☐ Male ☐ Female

Street Number

Postcode City/Town

Marital status

Date of birth Place of birth

Country of origin Nationality

hereby declares,

1. that with effect from he/she has had an exclusive relationship with the co-undersigned and, to this end, runs a joint household and actually cohabits at the above address,
2. that he/she shall immediately notify the Immigration and Naturalisation in the event of the termination of his/her exclusive relationship with the co-undersigned, and
3. that he/she shall also notify the Immigration and Naturalisation Service of any other important changes in this regard.

The sponsor (the partner)

Surname as stated in passport or identitycard

First names ☐ Male ☐ Female

Street Number

Postcode City/Town

Marital status

Date of birth Place of birth

Country of origin Nationality

hereby declares that the undersigned is his/her life partner, and that he/she has run a joint household and actually cohabited with this person at the abovementioned address with effect from:

Signature

Completed truthfully,*

City/Town and Date	Signature of the foreign national	Signature of the sponsor
<input type="text"/>	<input type="text"/>	<input type="text"/>

* Completing a declaration of relationship untruthfully is an offence and will be reported at all times.

Only complete this declaration if you are applying for a residence permit in respect of study.
Enclose the completed and signed declaration with your application.

V-number

Surname as stated in passport or identitycard

First names

☐ Male ☐ Female

Street Number

Postcode City/Town

Date of birth Place of birth

Country of origin Nationality

I hereby declare that I am aware of the fact that:

1. I shall only be permitted to stay in the Netherlands for the purpose of:

Name of course/study

Name of institution

City/Town

2. I shall be permitted to stay in the Netherlands for one year and that any application for the extension of the period of validity must be submitted to the Immigration and Naturalisation Service no later than the day prior to the date on which my residence permit is due to expire.
3. My residence permit may be revoked or may not be renewed in the event of the completion, early or otherwise, of my course of study, or if I demonstrate a lack of commitment to the course of study, resulting in the course lasting for an unreasonably long period of time.
4. I must leave the Netherlands once I have completed my course of study.

Signature

I have completed this form truthfully*

City/Town
and Date Signature

** Completing a declaration of awareness (study) untruthfully is an offence and will be reported at all times.*

Only complete this declaration if you are applying for a residence permit in respect of residence as an au pair.
Enclose the completed and signed declaration with your application.

The undersigned, hereinafter referred to as au pair and host family, declare the following:

- The au pair and host family are aware that residence as an au pair in the Netherlands is granted only if:
 - at the time of application the au pair is at least 18 years of age, but younger than 26;
 - the au pair has not previously resided in the Netherlands on the basis of a residence permit. This does not apply if the au pair is merely applying for a change of host family;
 - the au pair, if required, holds a valid authorisation for a temporary stay;
 - the au pair did not have a previous employment relationship with the host family in another country;
 - all costs arising from the au pair's stay in the Netherlands (including the costs of adequate health insurance and the costs associated with the au pair's departure, whether enforced or not) will be borne by the host family, who have signed an *sponsor declaration annex* to this effect;
 - the host family is able to bear the costs and it is assumed they can if it is shown that, for the intended period, the host family has an independent income equal to at least the applicable social assistance benefit level for a family within the meaning of the Work and Assistance Act (WWB) plus the social assistance benefit level for single people aged 21 and over within the meaning of the WWB;
 - the au pair will undergo a tuberculosis test, if required;
 - the au pair does not present a risk to public order or national security;
 - the au pair is unmarried and not responsible for the care of dependent family members.
- The au pair will be allowed to stay with the host family for a period not exceeding one year, counting from the date of entry into the Netherlands, as long as the au pair holds the required residence permit and meets the applicable conditions during his/her stay. The term of validity of the residence permit will not be extended after this year and the au pair must leave the Netherlands at that time.
- The au pair will be staying in the Netherlands in order to become acquainted with Dutch culture and society and the host family will give the au pair the opportunity to do so (in the form of leisure time). The host family accepts the aforementioned financial responsibility for the au pair's stay. In addition, the host family offers the au pair free board and lodging and a mutually agreed monthly sum in allowance.
- In return for the facilities provided, the au pair will provide assistance in the host family's household only and/or assistance in the care of any children in that family. This reciprocal service may not have the character of work for which a work permit (TWV) is required within the meaning of the Labour Act of Aliens (Wav). This means that the au pair may only carry out those activities for which an alternative is available in his/her absence at all times. The supportive character of the work also means that the au pair is not solely responsible for household tasks excluding the responsibility of any members of the host family. After all, the au pair is staying with the host family on the basis of equality (with the family members). In addition, the supportive character of the work means that the au pair may not work more than 30 hours per week. The distribution of these 30 hours over the week is left up to the individuals concerned, on the understanding that the au pair will in any case not work more than eight hours per day (including baby-sitting in the evenings) and has a minimum of two days off per week.
- If the host family requires the au pair to carry out work for which a work permit is compulsory pursuant to the Wav, the host family is committing an offence, and the relevant authorities will be notified accordingly. By virtue of the limitations on the basis of which residence is granted, it is expected that the au pair, and/or the host family, will notify the Aliens Department if it becomes apparent that the stay serves a purpose other than originally intended. In the context of the supervision of foreign nationals, the Aliens Department can visit the au pair and/or host family or summon the au pair and/or host family to an appointment at their office, either with a specific reason or at random, to check on their compliance with the agreements made.

The au pair

Both heads/the head of the family

Surname and

1) Surname and

first name(s)

first name(s)

Place and date

2) Surname and

of birth

first name(s)

Address and City/Town

V-number

of the host family

City/Town

Nationality

and Date

City/Town




and Date

Signature 1)


Signature

Signature 2)

The agreement between au pair and host family (hereinafter: the agreement) was concluded on (date) d d m m y y y y between

born on (date),    hereinafter referred to as 'the au pair', and the family that will be providing this foreign

national with board and lodgings, (*name(s) head(s) of family*)

born on (date)  hereinafter referred to as 'the host family', residing at, (street, number, postcode, city/town)

to be contacted on (telephone number)  The au pair and the host family shall be jointly referred to as the

Parties. Mediation between the Parties was carried out by (name of office or organisation*)

(*Naturally this must only be completed if mediation has taken place)

Preamble

The Parties have recently exchanged information. The au pair has expressed a desire to learn about Dutch society and culture, for a period of one year, by means of residing as an au pair with a Dutch host family. The host family has expressed a wish to provide the au pair with access to facilities, in exchange for which the au pair will carry out light domestic work for the host family. The au pair has (in consultation with the host family, which will act as his or her sponsor) submitted an application for a residence permit for this purpose. The agreement (signed by the Parties) shall be taken into consideration in the assessment of the abovementioned application and must therefore be submitted together with the application. The au pair and the host family have taken cognisance of the content of the declaration of awareness (au pair) annex and signed and submitted the declaration.

The au pair and the host family therefore agree as follows

Article 1 - week schedule

The au pair shall be permitted to work no more than eight hours per day, up to a maximum of 30 hours per week, in exchange for board, lodging and an allowance. The au pair shall be entitled to no less than two free days, as well as two free evenings per week. The au pair shall only be permitted to carry out light domestic work. Examples of this are tidying up the nursery, washing and ironing the children's clothes, preparing light meals, baby-sitting and occasionally running errands. The Parties hereby undertake to abide by these rules. To this end, the Parties have jointly completed the table on the reverse of this annex (weekly schedule and stand-in).

Article 2 - stand-in

The au pair shall function as an equal member of the family. This means that the au pair shall not be permitted to carry out any work for which he or she is indispensable. The host family hereby promises that the au pair shall not be solely responsible for the (light) domestic work or for taking care of the children, and that (in the absence of the au pair) there is or shall be alternative help or a baby-sitter available at all times. The host family shall use the table (weekly schedule and stand-in) on the reverse of this annex to indicate which family member will be or is able to stand in for the au pair on which day.

Article 3 - cultural exchange

The purpose of the au pair scheme is to operate as a cultural exchange. This means that the au pair will take part in a number of leisure activities during his or her stay. These activities may include following a course, learning a language, going on outings with the host family and taking part in organised excursions (with other au pairs or otherwise). In any event, the au pair and the host family shall undertake to organise the following five activities.

1. _____
2. _____
3. _____
4. _____
5. _____

Article 4 - personal allowance

The au pair shall be entitled to remuneration in respect of the work that he or she carries out for the family. This remuneration shall take the form of a personal allowance and shall not take the form of a salary, as the au pair is not permitted to carry out any work within the meaning of the Labour Act for Aliens [Wet arbeid vreemdelingen, Wav]. The allowance must total no more than € 340 per month.

The host family hereby promises to pay the au pair a sum of € , per month

Article 5 - validity

This agreement shall be valid from the time of signature and shall remain in force until such time as the period of validity of the au pair's residence permit expires.

Article 6 - au pair information line**

The au pair shall have the opportunity to report complaints with regard to his or her stay in the Netherlands to the au pair information line. Depending on the type of complaint, these shall subsequently be passed on to the police or the Health and Safety Inspectorate, or to both authorities. The information line is not intended for the purpose of reporting physical and/or psychological abuse. The host family shall also be entitled to contact the information line.

(** The information line has been temporarily brought under the management of the IND. The number of the information line is: 070 779 48 88)

Article 7 - Disputes clause

Dutch law shall apply to this agreement. The court shall be competent to resolve any disputes arising from the interpretation of this agreement.

Table week schedule and alternative

Weekly activities	Light domestic work (enter the number of hours)	Taking care of the children (enter the number of hours)	Free time (place a cross against the days that the au pair will have free)	Stand-in (enter the name of the family member who will act as a stand-in)
Sunday	<input type="text"/>	<input type="text"/>	<input type="text"/>	<input type="text"/>
Monday	<input type="text"/>	<input type="text"/>	<input type="text"/>	<input type="text"/>
Tuesday	<input type="text"/>	<input type="text"/>	<input type="text"/>	<input type="text"/>
Wednesday	<input type="text"/>	<input type="text"/>	<input type="text"/>	<input type="text"/>
Thursday	<input type="text"/>	<input type="text"/>	<input type="text"/>	<input type="text"/>
Friday	<input type="text"/>	<input type="text"/>	<input type="text"/>	<input type="text"/>
Saturday	<input type="text"/>	<input type="text"/>	<input type="text"/>	<input type="text"/>

Signature

Drawn up in triplicate (the Parties and the IND each receive a copy)

City/Town and Date

Signature contract

party au pair

Signature contract

party (head(s)) of the host family

Only complete this declaration if you are applying for a residence permit in respect of residence as a spiritual leader/teacher of religious knowledge. Enclose the completed and signed declaration with your application.

Surname as stated in passport or identitycard

First names

☐ Male ☐ Female

Street

Number

Postcode

City/Town

Date of birth

Place of birth

Country of origin

Nationality

I hereby declare that I am aware of the fact that:

1. I shall be permitted to reside in the Netherlands temporarily in order to carry out activities as a spiritual leader or teacher of religious knowledge for:

2. I shall only be permitted to reside in the Netherlands for the duration of these activities.

3. I must leave the Netherlands once my activities have been completed.

4. During my stay in the Netherlands, I shall not be permitted to carry out any other work.

Signature

I have completed this form truthfully*

City/Town

and Date

Signature

* Completing a declaration of awareness (spiritual leader/teacher of religion knowledge) untruthfully is an offence and will be reported at all times.

Only complete this declaration if you are applying for a residence permit for the purpose of stay:

- with your unmarried partner
- with your child
- as a foster child
- as a family member (other than child/parent)
- to visit family
- for study purposes
- as an au pair
- as the dependent family member of someone who works for an International Organisation and who himself or herself does not have sufficient means of existence

Enclose the completed and signed declaration with your application.

The undersigned shall act as a guarantor for any costs incurred by the State and other public bodies as a result of the foreign national's stay in the Netherlands for a period of five years. This guarantee will be seen as having expired in the event that sufficient assurance has been provided in another form, the foreign national has left the Netherlands, has been issued a residence permit under other restrictions, or has become a Dutch citizen. In addition, the undersigned declares that any costs, these not being social assistance costs, incurred by the State and other public bodies as a result of the foreign national's stay in the Netherlands, including the costs associated with travel by the foreign national to a location outside of the Netherlands to which he or she is guaranteed access, can be recovered from the guarantor to an annual maximum amount of € 5000. In addition, the undersigned declares that he or she is aware of the fact that, if the foreign national is in receipt of benefits pursuant to the Work and Social Assistance Act, the costs incurred in benefits paid to the foreign national (in proportion to the amount of the benefits applicable at that time according to the standard amount stipulated by the Work and Social Assistance Act, in addition to the aforementioned annual amount of € 5000) shall be recovered from the guarantor.

Details of foreign national

Surname as stated in passport or identitycard

First names

☐ Male ☐ Female

Date of birth

(d d) (m m) (j j j j)

V-number

(X X X X X X X X)

Details of guarantor

Name

Street

Number

(X X X X)

Postcode

(X X X X) (X X)

City/Town

Date

(d d) (m m) (j j j j)

Signature

If you are married or are in a registered partnership please have your (registered) partner sign the declaration to indicate his or her agreement.

Name partner

Signature

Attach a copy of your guarantor's and his/her partner's valid identity papers to your application if they are both Dutch citizens. If one of the above individuals is a national of another country then attach a copy of his or her valid passport, identity card or any other document satisfactorily establishing nationality in which his or her residence permit has been entered or a copy of the front and back of the residence permit. If the guarantor is someone other than your sponsor, attach a copy of the guarantor's valid identity papers. This is not necessary if the sponsor is completing and signing this guarantor's declaration on behalf of an organisation or institution.

Only arrange for this declaration to be completed and signed by an accountant if you are applying for a residence permit and you or your sponsor have an income as an independent entrepreneur. Enclose the declaration, completed and signed by your accountant, with your application. *Please note: the IND may verify the accuracy of any information that you provide with regard to income, employment and benefits with another government agency (e.g. the Netherlands Employees Insurance Agency (UWV) or the Tax and Customs Administration).*

V-number

This form incorporates a number of questions with regard to the income of a foreign national or of an individual who has an interest in the granting of a residence permit to a foreign national. Your answers will be used to establish whether the person in question has sufficient, long term and independent, means of existence within the meaning of the Aliens Act 2000.

The undersigned, an accountant,

Professional title ☐ Tax Advisor from the Netherlands Tax Consultants Association ☐ Tax Advisor from the Dutch Federation of Tax Advisors
(tick as applicable) ☐ Chartered accountant ☐ Accounting consultant ☐ NOAB Advisor ☐ Other, namely

BECON number Tax and Customs Administration

Telephone number

Street

Number

Postcode

City/Town

hereby truthfully declares that,

Surname as stated in passport or identitycard

First names

Date of birth

Place of birth

Nationality

Street

Number

Postcode

City/Town

Name of the company

Street

Number

Postcode

City/Town

Chamber of Commerce Registration Number

has acquired income for business activities in accordance with the information provided on the reverse of this declaration.

Notes on the reverse of this declaration

Note 1

A company's profit during the financial year that has closed or the current financial year is calculated by deducting the total operating costs from the total operating income. The income and costs must be calculated in accordance with generally accepted commercial concepts. The following should also be pointed out in this regard. If the financial year has not yet closed, calculations of the monthly profit must be based on the so-called 'permanence'. This means that both the operating income and costs must be attributable to the relevant period. If the company is a partnership, a commercial partnership or a limited partnership, the profit shall be subsequently distributed amongst the partners or associates.

Note 2

With this fixed reduction of 20%, harmonisation is sought with the Work and Social Assistance Act. If you are of the opinion that the actual net income is higher than the amount calculated according to this method, you have the option to demonstrate the actual net income yourself on the basis of a declaration from a Chartered Accountant, an Accounting Consultant, an advisor of the Dutch Association of Accountancy and Tax Experts (NOAB), a tax advisor from the Dutch Federation of Tax Advisors, a tax advisor from the Netherlands Tax Consultants Association or an accountant with a BECON number from the Tax and Customs Administration.

The information below relates to the period	from	(d d)	(m m)	(y y y y)	to	(d d)	(m m)	(y y y y)
1. Profit or profit share from business activities during the abovementioned period (<i>see notes</i>)	€	() . ()						
2. 80% of profit or profit share (<i>see notes</i>)	€	() . ()						
3. Net annual income (<i>see notes</i>) divided by the number of months stated	€	() . ()						

Financial year	from	to	
1. Profit or profit share from business activities in accordance with the annual accounts*	€		
2. 80% of the sum stated under 1*	€		
3. Sum stated under 2, divided by 12	€		
4. Adjustments to the above profit (share) from business activities in respect of taxable profit**	€		
5. Taxable profit**	€		

Status with regard to the processing of the income tax return by the Tax and Customs Administration
(tick one option and only enclose the relevant document with the application)

- | | |
|--|--|
| <input type="checkbox"/> Proof that the tax return has been received by the Tax and Customs Administration | > <i>For a sole-trader, attach IB-60</i> |
| <input type="checkbox"/> Provisional assessment | > <i>attach provisional assessment</i> |
| <input type="checkbox"/> Final assessment | > <i>attach final assessment</i> |

If the Tax and Customs Administration has already imposed an assessment, is this based on the profit from business activities stated?

☐ No > *attach an explanation on a separate annex* ☐ Yes

Financial year	from	to	
	<input type="text" value="dd"/>	<input type="text" value="mm"/>	<input type="text" value="yyyy"/>
	<input type="text" value="dd"/>	<input type="text" value="mm"/>	<input type="text" value="yyyy"/>
1. Profit or profit share from business activities in accordance with the annual accounts*	€	<input type="text" value=""/>	<input type="text" value=""/>
2. 80% of the sum stated under 1*	€	<input type="text" value=""/>	<input type="text" value=""/>
3. Sum stated under 2, divided by 12	€	<input type="text" value=""/>	<input type="text" value=""/>
4. Adjustments to the above profit (share) from business activities in respect of taxable profit**	€	<input type="text" value=""/>	<input type="text" value=""/>
5. Taxable profit**	€	<input type="text" value=""/>	<input type="text" value=""/>

(* see notes) (** solely for the purpose of any checks carried out by the IND)

Status with regard to the processing of the income tax return by the Tax and Customs Administration
(tick one option and only enclose the relevant document with the application)

- ☐ Proof that the tax return has been received by the Tax and Customs Administration > *For a sole-trader, attach IB-60*
- ☐ Provisional assessment > *attach provisional assessment*
- ☐ Final assessment > *attach final assessment*

If the Tax and Customs Administration has already imposed an assessment, is this based on the profit from business activities stated?

☐ No > *attach an explanation on a separate annex* ☐ Yes

City/Town _____ Signature of the _____
 and Date _____ entrepreneur _____

City/Town	Signature of the
and Date	financial administrator



INVULLEN IN BLOKLETTERS COMPLETE IN CAPITAL LETTERS

Voorna(a)m(en) en achternaam

First name(s) and surname

Straat

Street

Nummer

Number

Postcode

Postcode

Plaats

City/Town

Geboortedatum

Date of birth

Nationaliteit

Nationality

V-nummer

V-number

De pasfoto

Onder aan deze pagina moet u een nieuwe, nog niet eerder gebruikte pasfoto van uzelf plakken. Als de aanvraag bedoeld is voor uw kind, dan moet u een nieuwe, nog niet eerder gebruikte pasfoto van uw kind plakken. Uw pasfoto moet voldoen aan de Nederlandse paspoorteisen.

Laat daarom altijd een nieuwe pasfoto maken door een beroeps-fotograaf die bekend is met de eisen die in Nederland aan pasfoto's worden gesteld. Als uw pasfoto niet aan de Nederlandse paspoorteisen voldoet, kan er geen verblijfsdocument aan u worden uitgereikt. Het is dus belangrijk dat u een goede pasfoto meestuur.

The Passport Photo

Stick a new and unused passport photo on the designated frame at the bottom of this page. If the application is meant for your child, please use a new and unused passport photo of your child.

Your passport photo has to meet the Dutch passport requirements.

Always have your passport photo made by a professional photographer who is acquainted with the Dutch passport requirements. No residence document can be issued to you if your passport photo does not meet the Dutch passport requirements. It is therefore very important to supply a good passport photo with this form.

Hoe plakt u de foto op dit formulier?

- Trek het niet-plakkende vel papier los, begin bij de pijl;
 - Leg uw foto recht op het grijze kader;
 - Plak de foto en druk stevig aan;
 - Zet uw handtekening in het vak linksonder. Doe dit met een pen met een donkere kleur inkt, het liefst zwarte inkt.
- Als uw handtekening niet duidelijk is, kan geen verblijfsdocument worden gemaakt.

How to append a photo to this form?

- Pull away the paper cover, start at the arrow;
 - Place your photo straight on the grey area below;
 - Tightly press the photo on the paper;
 - Place your signature within the frame on the lower left side. Use a pen with dark, preferably black ink.
- If your signature is not clearly visible, a residence permit can not be created.

Handtekening

Signature

Plak hier uw
pasfoto
Your passport
photo here

