



Application for the purpose of residence of 'looking for work and carrying out work whether or not as an employee' (foreign national)

Read the explanation before you start to fill out the form.

For whom is this form intended?

You can only use this form if you are a foreign national staying in the Netherlands. You want to apply for a residence permit with the purpose of residence 'looking for work and carrying out work whether or not as an employee' or you want to change your (valid) residence permit. If you are abroad then you should go to the Dutch Embassy or Consulate there.

With this form you can submit an application for a residence permit with the purpose of residence: 'looking for and carrying out work whether or not as an employee'.

You can qualify for a residence permit with this purpose of residence in the following two situations:

1. You reside in the Netherlands and recently graduated in the Netherlands and you want to look for a job:
 - you have or had a residence permit for study and you want to change your residence permit;
 - you have before submitting this application received a Bachelor's or Master's degree from an accredited study programme in the Netherlands:
 - you already have a diploma; or
 - you have a declaration from the educational institution giving the date on which you will have met all the conditions for being awarded your diploma.
2. You wish to look for a job in the Netherlands as a highly educated person and:
 - you were awarded a Master's degree less than 3 years ago from an accredited study programme, which is included in the Central Register of Higher Education Study Programmes; or
 - you obtained a doctorate less than 3 years ago from a Dutch university or from the Open University; or
 - you obtained the Professional Doctorate in Engineering degree less than 3 years ago from a Dutch university; or
 - you obtained a Master's degree or a doctorate from a foreign educational institution, which is included in the top 200 of the most recently published Times Higher Education World University Rankings, QS World University Rankings or the Academic Ranking of World Universities (also called the Shanghai Jiao Tong ranking); and
 - you have been awarded enough points in the points system.

In order to find out how many points you must have, visit the website www.ind.nl.

How do you fill out this form?

This form comprises different appendices; which appendices you need to fill out depends on your own situation. Only submit your application once you have completed filling out this form, signed and you have gathered together all the requested documents and evidence. If your application is incomplete, the IND will be unable to assess your application properly.

Would you like more information?

Then visit the IND website at www.ind.nl. You can also contact the IND by telephone via 088 043 04 30 (local call charges plus any additional costs charged by your operator if you are calling from a mobile phone). From abroad you can call +31 88 043 04 30.

1 What is your situation

> Please tick the applicable situation and follow the instructions

1. **You have a valid residence permit in the Netherlands and you want to change the residence permit (as well as renewing the period of validity of the residence permit) to a different purpose of residence.**
 - ☐ You want to submit an application for changing the purpose of residence of your residence permit.
2. **You are in the Netherlands and you want a residence permit. You are a national of one of the following countries: Australia, Canada, Japan, New Zealand, the United States of America, South Korea, Monaco, Vatican City, the EU/EEA countries or Switzerland.**
 - ☐ You want to submit an application for a regular residence permit.
3. **You are in the Netherlands and you want to submit an application. Your nationality is one whereby you will need a Regular Provisional Residence Permit (MVV) (a nationality other than the nationalities mentioned under 2). You will usually need a Regular Provisional Residence Permit (MVV) in order to apply for residence in the Netherlands. In exceptional circumstances mentioned in the appendix 'Exemption from requirement for Regular Provisional Permit, this is not necessary.**

Follow the instructions below if you think that one of the exceptional circumstances apply to you.

- ☐ You want to submit an application for a residence permit (without a Regular Provisional Residence Permit (MVV)):
 - > Go to the appendix 'Exemption from requirement for Regular Provisional Residence Permit (MVV)' and see which exceptions there are to the requirement for a Regular Provisional Residence Permit (MVV). Please indicate below which situation applies. You can only tick one situation.
- You are applying for an exemption from the requirement for a Regular Provisional Residence Permit (MVV) because:
- ☐ your residence permit has expired;
 - ☐ you cannot apply for a Regular Provisional Residence Permit (MVV) in your country of origin due to health reasons;
 - ☐ you are residing as a family member with someone who had a privileged status;
 - ☐ you worked on a Dutch seagoing vessel or in a mining installation on the continental shelf for 7 years or longer;
 - ☐ you have Turkish nationality and worked legally in the Netherlands during the past year;
 - ☐ you are an (ex-)family member of an employee with Turkish nationality and you lived together with this employee;
 - ☐ you are unable to depart from the Netherlands because this is contrary to Article 8 of the ECHR.
 - ☐ another reason, namely:

2 Tuberculosis

You want to apply for a residence permit in the Netherlands. One condition for this is that you must undergo a tuberculosis test and, if necessary, treatment for tuberculosis (TB). If you are applying for a residence permit for the first time, then you must show the 'TB test referral form' in order to show that you have undergone this test.

> Please tick the applicable situation

- ☐ You do not need to undergo a TB test because you have a valid residence permit in the Netherlands.
 - ☐ You do not need to undergo a TB test because you are a national of one of the countries listed in the appendix 'Exemption from the obligation to undergo a tuberculosis (TB) test'.
 - ☐ You do not need to undergo a TB test because you were born in the Netherlands and you have not changed the location of your principal place of residence to outside the Netherlands since your birth.
 - ☐ You are a foster child or an adopted child that has successfully undergone a TB test in your country of origin and you are able to send a recent medical statement which shows this fact to be evident. This statement may not be more than 6 months old.
- You have a different nationality and:
- ☐ have already undergone a TB test in the Netherlands. Enclose an original and recent 'TB test referral form' with the application. This form is the proof that you have undergone a TB test in the Netherlands. The form may not be more than 6 months old.
 - ☐ have not yet undergone a TB test in the Netherlands. Then you should complete the Appendix Declaration of intent to undergo a TB test' and send this together with the application. You must sign this appendix yourself.

If you are in the Netherlands, then you should make an appointment for the test with the Municipal Health Service (GGD) in the region where you live or where you will be living (for further information, visit the website www.ggd.nl). Take the appendix 'TB test referral form' with you to the Municipal Health Service (GGD). The Municipal Health Service (GGD) will then send the form to the IND.

Application

for the purpose of residence of 'looking for work and carrying out work whether or not as an employee' (foreign national)

Immigration and Naturalisation Service

Ministry of Security and Justice

3 Means of evidence

Requirements of foreign means of evidence

You must gather together the means of evidence before submitting your application. You may be required to submit foreign means of evidence together with this application, for example a foreign marriage certificate. Your personal situation and the purpose of residence determine which foreign proof of income you will need to include.

Language

All foreign means of evidence must be compiled in Dutch, English, French or German. Is this not the case? Then you must have the means of evidence translated by a translator who has been sworn in by a District Court. Submit (a copy of) the translation and (a copy of) the means of evidence together with the application form. If you have the means of evidence translated in a foreign country and therefore not by a translator who has been sworn in by a District Court, then you are required to have the translation legalised or to have an apostille stamp/authentication stamp provided by the competent authorities in the country of issue.

Official means of evidence

Official foreign means of evidence must be issued and legalised by the competent authorities of the country that issued the means of evidence. The document must also be legalised or provided with an apostille stamp by the Dutch embassy or consulate in the country concerned. If no Dutch embassy or consulate is available in that country, the document must be legalised by the Dutch embassy or consulate responsible for that country. Official foreign means of evidence include, for example, birth certificates and marriage certificates. Having these means of evidence legalised or provided with an apostille stamp can take a long time. You should start several months in advance of submitting your application with having documents legalised or provided with an apostille stamp in the country of origin. For more information about legalisation or apostille requirements for documents per country and any exceptions to these requirements, you can telephone the 'Public Information Service', telephone number 1400 (Monday to Friday from 08.00 to 20.00 hrs, local rates apply). You can also visit the website www.rijksoverheid.nl.

Choose the purpose of residence

You can only choose one purpose of residence. If you choose more than one purpose then (possibly) your application will be no longer valid. If you are in doubt about your purpose of residence then contact the IND. Do not submit your application if you are not sure whether you comply with the conditions. Visit the website www.ind.nl for more information about your purpose of residence.

☐ You are a highly educated person (508)

Tick this box if you are a highly educated person and you want to look for a job in the Netherlands as highly skilled migrant within 3 years after finishing your study programme, or start an innovative company. You must have graduated with a Master's degree, or obtained a doctorate from: a foreign educational institution that is included in the top 200 of the most recently published Times Higher Education World University Rankings, the QS World University Rankings or the Academic Ranking of World Universities (also called the Shanghai Jiao Tong ranking), or you graduated with a Master's degree or obtained a doctorate from a Dutch university or The Open University of applied sciences. Enclose the following means of evidence and documents together with your application:

- a certified copy of the Master's diploma from an accredited study programme, which is included in the Central Register of Higher Education Study Programmes (CROHO), or a (certified) copy of the doctorate diploma or PDEng diploma from a Dutch university or university of applied sciences, showing the date on which you graduated or obtained the doctorate;
- a certified copy of the Master's or doctorate diploma from a foreign educational institution that is included in the top 200 of the most recently published Times Higher Education World University Rankings, the QS World University Rankings or the Academic Ranking of World Universities (also called the Shanghai Jiao Tong ranking) with the accompanying list of marks. The diploma must have been awarded within the last three years. A written credential evaluation from the Nuffic (www.idw.nl) must also be submitted together with the diploma.

If you want to gain points in the points system, then you should also enclose the following (if possible):

- a copy of your employment contract or your Employer's Declaration, if you worked for the last 6 months or longer in the Netherlands and/or;
- a copy of proof of participation in a follow-up study programme that you have followed for 6 months or longer in the Netherlands and/or;
- a copy of a 'Dutch as a Second Language' (NT2) diploma at A2 level and/or;
- if you did not graduate in an English-language country: a copy of a certificate or diploma from a language institute showing that you speak the English language at level 6 of the International English Language Testing System (IELTS); and/or
- a copy of a diploma showing that were (previously) awarded a Bachelor's, Master's or doctorate degree in a country that is affiliated with the Bologna Process. If the diploma is not written in the Dutch, English, French or German language, then you must have the diploma translated.

☐ You graduated in the Netherlands (501)

Tick this box if you want to look for a job as a highly skilled migrant, within one year of having finished your Bachelor's or Master's degree from an accredited study programme at a Dutch university or university of applied sciences. Please enclose the following means of evidence with your application:

- a certified copy of the diploma showing on which date you graduated. This concerns a diploma from a study programme followed at a Dutch educational institution; or
- a declaration from the educational institution showing the date on which you will have satisfied all the conditions for being awarded your diploma. You will need this means of evidence if you finished your study before you submit this application and you have not yet received your diploma.

6 Biometric information (fingerprints, passport photo) and signature, Antecedents certificate

- You must have your fingerprints and facial image (passport photo) taken to determine your identity. The biometric information is also required to create a residence permit. For the residence permit the IND also needs a signature. See the appendix Fingerprints, passport photo and signature.
- Fill out the Antecedents certificate appendix and submit this appendix together with your application.

5

Your personal details

WRITE IN BLOCK LETTERS

5.1	V-number (if known)	<div></div>
5.2	Citizen Service Number (if known)	<div></div>
5.3	Name	<div>Surname as stated in the passport</div> <div>First names</div>
5.4	Sex and Date of birth	<div> <div>> Please tick the applicable situation</div> <div> <input type="checkbox"/> Male <input type="checkbox"/> Female </div> </div> <div> <div>Day</div> <div>Month</div> <div>Year</div> </div>
5.5	Place of birth	<div></div>
5.6	Country of birth	<div></div>
5.7	Nationality	<div></div>
5.8	Home address	<div> <div>Street</div> <div>Number</div> </div> <div> <div>Postcode</div> <div>Town</div> </div> <div>Country</div>
5.9	Telephone number	<div></div>
5.10	E-mail	<div></div>

6

Identification

Enclose a copy of your passport with your identity details together with your application. Make copies of all the pages with travel stamps as well. It is unnecessary to copy any empty pages.

7

Signing

Signing this form will bring you rights and obligations. If you do not know what these rights and obligations are, then visit the website www.ind.nl.

I have completed this form truthfully. I know that the personal details supplied will be processed in connection with the Aliens Act 2000 and will be passed on to authorities that need these personal details for that purpose. I will pass on any changes to my situation, which will affect my right of residence, without delay to the IND. I am aware that if I do not do this, it may affect my right of residence as foreign national. I know that I may incur an administrative fine. I know what my rights and obligations are.

I submit this form and (number) of appendices/documents in evidence.

7.1	Name	<div></div>
7.2	Place and date	<div>Place</div> <div>Day</div> <div>Month</div> <div>Year</div>
7.3	Signature	<div></div>

8

Submitting the application and payment

You have gathered together all the means of evidence necessary for the application. Proceed to the appendix 'Submitting and paying for the application (by the foreign national)'.



This certificate only needs to be completed if
the foreign national is 12 years of age or older.

Appendix Antecedents Certificate

1 Certificate

> Please tick the applicable situation

- ☐ I certify that:
- I have never been sentenced to imprisonment or a custodial measure for committing a crime;
 - I have never been sentenced to perform community service for committing a crime;
 - I have never been imposed an unconditional fine for committing a crime;
 - I have never accepted an out-of-court settlement for committing a crime;
 - I have never been imposed a penalty order by a public prosecutor for committing a crime;
 - I am currently not subject to prosecution for committing a crime;
 - I have never been responsible for one of the following categories of acts as referred to in Article 1 F of the 1951 Refugee Convention: a crime against peace, a war crime, a crime against humanity, a serious non-political crime (for example murder or terrorism), or acts contrary to the purposes and principles of the United Nations (for example terrorist acts); and
 - I am aware of the fact that a sentence for committing a crime may result in a refusal or termination of the right of residence.
 - I have not submitted any incorrect data during earlier residence procedures;
 - I did not reside in the Netherlands illegally in the past;
 - I am not subject to any entry ban.
- ☐ I am unable to certify the above for the following reasons:

2 Signing (by the foreign national)

I have completed this form truthfully.

2.1	Name	<hr/>											
2.2	Place and date	Place	Day	Month	Year								
		<hr/>											
2.3	Signature	<hr/>											

Please note!

Not completing this antecedents certificate truthfully is an offense of which in all cases a report will be made.



Do not enclose this appendix with the form!

Appendix

Fingerprints, passport photo and signature

In order to be able to make a residence document, the Immigration and Naturalisation Service (IND) need the fingerprints, passport photo and signature of the foreign national. How can the foreign national submit these?

This can be done while still abroad, by means of the Entry and Residence procedure

- The sponsor (in the Netherlands) will have submitted the application for Regular Provisional Residence Permit for the foreign national (who is still abroad).
 - If a positive decision is given, then the foreign national can collect the Regular Provisional Residence Permit from the Dutch Embassy or Consulate in his/her country of origin or long-term residence. When collecting the Regular Provisional Residence Permit, the foreign national must take a new (and not previously used) passport photo with him/her. This passport photo must comply with the requirements which also apply for Dutch passports. The Embassy can inform the foreign national where he/she is able to have passport photos made locally, which comply with the relevant requirements. A photo that does not comply with the requirements will cause unnecessary delay.
 - The employee at the Dutch Embassy or the Consulate will take fingerprints and the foreign national will also be required to sign the document.
- The foreign national has submitted the Regular Provisional Residence Permit to the Dutch Embassy or the Consulate in the country of origin or long-term residence.
 - When submitting the application, the foreign national must take a new (and not previously used) passport photo with him/her. The employee at the Dutch Embassy or the Consulate will also take the fingerprints and the foreign national will be required to sign the document.

When abroad, application for temporary Regular Residence Permit for persons who do not require a Regular Provisional Residence Permit

- If an application is submitted in the Netherlands by a (recognised) sponsor for a foreign national who does not require a Regular Provisional Residence Permit, then the foreign national must go to an Immigration and Naturalisation Service (IND) counter immediately after arrival in the Netherlands. The Immigration and Naturalisation Service (IND) employee will make fingerprints and a passport photo and the foreign national will be required to sign the document. No appointment needs to be made for this. The addresses and opening hours of the Immigration and Naturalisation Service (IND) counters can be found on the website www.ind.nl.

Applying for a first residence permit in the Netherlands or changing the purpose of residence

- The foreign national or sponsor submits the application in writing (and sends the application by post to the Immigration and Naturalisation Service (IND)). The foreign national must then go to the Immigration and Naturalisation Service (IND) counter within 2 weeks in order to have his/her fingerprints and passport photo taken. No appointment is necessary for this purpose. The addresses and opening hours of the Immigration and Naturalisation Service (IND) counters can be found on the website www.ind.nl.
- The foreign national must submit the application immediately at the counter. A passport photo and the fingerprints will be taken at the counter. The foreign national will also be required to sign the document. Submitting an application to an Immigration and Naturalisation Service (IND) counter is by appointment only. Information about making appointments can be found on the website www.ind.nl.

Application for extension of a residence permit, a permanent residence permit or an application for renewal or replacement of a residence document

- The foreign national or sponsor submits the application in writing (and sends the application by post to the Immigration and Naturalisation Service (IND)). The foreign national must then go to the Immigration and Naturalisation Service (IND) counter within 2 weeks in order to have his/her fingerprints and passport photo taken. No appointment is necessary for this purpose. The addresses and opening hours of the Immigration and Naturalisation Service (IND) counters can be found on the website www.ind.nl.

N.B. From 1 March 2014, if the foreign national (e.g. in the context of a previous application) has had biometric features (10 fingerprints and a passport photo) taken, the foreign national does not need to provide these details (at an IND desk) again. This does not apply if the foreign national has reached the age of 6, 12 or 18 in the intervening period. The IND could invite the foreign national for gaining biometric details again, if the previously used passport photo is an insufficient similarity of the foreign national or if the photo and/or fingerprints taken previously are of an insufficiently high quality.



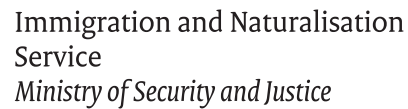
Do not enclose this appendix with the form!

Appendix

Exemption from the obligation to undergo a tuberculosis (TB) test

If you have the nationality of one of the countries on this list,
you do not have to undergo a tuberculosis (TB) test.

Albania	Latvia	United Kingdom
Andorra	Lebanon	United States of America
Antigua and Barbuda	Libya	Uruguay
Argentina	Liechtenstein	Venezuela
Australia	Lithuania	
Austria	Luxembourg	
Bahamas	Macedonia	
Bahrain	Maldives	
Barbados	Malta	
Belgium	Mauritius	
Belize	Mexico	
Bosnia and Herzegovina	Monaco	
Brazil	Montenegro	
Bulgaria	Netherlands	
Canada	New Zealand	
Chile	Nicaragua	
Colombia	Niue	
Comoros	Norway	
Costa Rica	Oman	
Croatia	Panama	
Cuba	Paraguay	
Cyprus	Poland	
Czech Republic	Portugal	
Denmark	Qatar	
Dominica	Romania	
Egypt	Samoa	
El Salvador	San Marino	
Estonia	Saudi Arabia	
Fiji	Serbia	
Finland	Seychelles	
France	Singapore	
Germany	Slovakia	
Greece	Slovenia	
Grenada	Spain	
Hungary	St Kitts & Nevis	
Iceland	St Lucia	
Iran	St Vincent and the Grenadines	
Iraq	Suriname	
Ireland	Sweden	
Israel	Switzerland	
Italy	Syria	
Jamaica	Tonga	
Japan	Trinidad and Tobago	
Jemen	Tunisia	
Jordan	Turkey	
Kuwait	United Arab Emirates	



Enclose the completed and signed declaration of intent with your application before you make an appointment with the Municipal Health Service. In doing so, you declare that you are prepared to undergo a TB test and, if necessary, TB treatment. For the appointment with the Municipal Health Service, you must complete the referral form as much as possible (part 1) and take it with you.

You are granted this permit under the express condition that you will actually undergo a TB test within three months. Should it become clear after the issue of a residence permit that - despite signing the declaration of intent - you failed to undergo a TB test within the period of three months, this may result in a cancellation of the permit that was granted.

The obligation to undergo the test does not apply if you are a national of one of the countries listed in the appendix 'Exemption from the obligation to undergo a tuberculosis (TB) test'. Nor does the obligation to undergo the test apply if you have an EU residence permit for long-term residents issued by another EU country or are his/her family member and were already admitted to another EU country as a family member of the long-term resident.

1.1	Application for a permit for the purpose of work, wealthy foreign national, learning while working or study?	<input type="checkbox"/> Yes <input type="checkbox"/> No
1.2	V-number (if known)	<div> <div></div> <div></div> <div></div> <div></div> <div></div> <div></div> <div></div> <div></div> <div></div> <div></div> <div></div> </div>
1.3	Name	<div>Surname as stated in the passport</div> <div>First names</div> <div> <div></div> <div></div> <div></div> <div></div> <div></div> <div></div> <div></div> <div></div> <div></div> <div></div> <div></div> </div>
1.4	Sex and Date of birth	<div> <input type="checkbox"/> Male <input type="checkbox"/> Female </div> <div> <div>Day</div> <div>Month</div> <div>Year</div> <div></div> <div></div> <div></div> <div></div> <div></div> <div></div> <div></div> <div></div> </div>
1.5	Place of birth	<div></div>
1.6	Country of birth	<div></div>
1.7	Nationality	<div></div>
1.8	Home address	<div> <div>Street</div> <div>Number</div> </div> <div> <div>Postcode</div> <div>Town</div> </div> <div> <div></div> <div></div> <div></div> <div></div> <div></div> <div></div> <div></div> <div></div> <div></div> <div></div> <div></div> </div>
1.9	Civil status	<div> <input type="checkbox"/> unmarried <input type="checkbox"/> married <input type="checkbox"/> registered partnership <input type="checkbox"/> divorced <input type="checkbox"/> widow/widower </div>

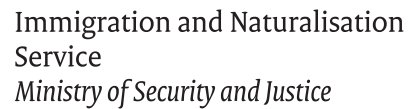
1.10	Details passport	<div>Number</div> <div>Country</div> <div>Valid from (date)</div> <div>to (date)</div>
1.11.1	Do you have a spouse or (registered) partner?	<input type="checkbox"/> No > Go to 2 'Signing' <input type="checkbox"/> Spouse > Please complete the requested details below <input type="checkbox"/> (Registered) partner > Please complete the requested details below
1.11.2	Name	<div>Surname as stated in the passport</div> <div>First names</div> <div>> Please tick the applicable situation</div>
1.11.3	Sex	<input type="checkbox"/> Male <input type="checkbox"/> Female
1.11.4	Home address	<div>Street</div> <div>Number</div> <div>Postcode</div> <div>Town</div>
1.11.5	Nationality	

2

Signing

I hereby declare that I am prepared to cooperate in a tuberculosis test and any treatment. I am aware of the fact that I must undergo a TB test within three months after the residence permit has been issued. If I fail to do so, this might have consequences for my right of residence in the Netherlands.

2.1	Name of foreign national	
2.2	Place and date	<div>Place</div> <div>Day</div> <div>Month</div> <div>Year</div>
2.3	Signature of foreign national	
2.4	Name in case of legal representative	
2.5	Place and date	<div>Place</div> <div>Day</div> <div>Month</div> <div>Year</div>
2.6	Signature of legal representative	



Please complete the referral form before you make an appointment with the Municipal Health Service. See also www.ggd.nl for information about the Municipal Health Service. The completed form signed by the Municipal Health Service, showing that you underwent a TB test, must have been received by the IND from the Municipal Health Service within three months after the date on which the application for a residence permit has been submitted.

In order to undergo the TB test, you must make an appointment with the Municipal Health Service. For this appointment, you must complete the referral form as much as possible (part 1) and take it with you.

The obligation to undergo the test does not apply if you are a national of one of the countries listed in the appendix 'Exemption from the obligation to undergo a tuberculosis (TB) test'. Nor does the obligation to undergo the test apply if you have an EC residence permit for long-term residents issued by another EU country or are his/her family member and were already admitted to another EU country as a family member of the long-term resident.

The State Secretary for Security and Justice asks the director of the Municipal Health Service to test the below-mentioned person for tuberculosis (in the respiratory organs), as referred to in the Aliens Act Implementation Guidelines.

➤ The foreign national (the applicant) completes this section (part 1)

1.1 Application for a permit for the purpose of work, wealthy foreign national, learning while working or study? ☐ Yes ☐ No

1.2 How did you come to the Netherlands? ☐ With ☐ Without a valid regular provisional residence permit

1.3 V-number (if known)

1.4 Name
Surname as stated in the passport

First names

1.5 Sex and Date of birth ☐ Male ☐ Female Day Month Year

1.6 Place of birth

1.7 Country of birth

1.8 Nationality

1.9	Home address	<div>Street</div> <div>Number</div> <div>Postcode</div> <div>Town</div>
<div>> Please tick the applicable situation</div>		
1.10	Civil status	<input type="checkbox"/> unmarried <input type="checkbox"/> married <input type="checkbox"/> registered partnership <input type="checkbox"/> divorced <input type="checkbox"/> widow/widower
1.11	Details passport	<div>Number</div> <div>Country</div> <div>Valid from (date)</div> <div>to (date)</div>
1.12.1	Do you have a spouse or (registered) partner?	<input type="checkbox"/> No <div>> Go to 2 'Signing'</div> <input type="checkbox"/> Spouse <div>> Please complete the requested details below</div> <input type="checkbox"/> (Registered) partner <div>> Please complete the requested details below</div>
Surname as stated in the passport		
1.12.2	Name	<div>First names</div>
<div>> Please tick the applicable situation</div>		
1.12.3	Sex	<input type="checkbox"/> Male <input type="checkbox"/> Female
1.12.4	Home address	<div>Street</div> <div>Number</div> <div>Postcode</div> <div>Town</div>
1.12.5	Nationality	

2

Statement by physician from the Municipal Health Service

The undersigned, employed by the Municipal Health Service as a physician, states that he/she has, for the State Secretary for Security and Justice, tested the foreign national referred to in this form for tuberculosis (in the respiratory organs) under the below number.

> The physician from the Municipal Health Service completes this section (part 2)

2.1	Name of Municipal Health Service	
2.2	Name of physician	
2.3	Test number and date	<div>Test number</div> <div>Day</div> <div>Month</div> <div>Year</div>
2.4	Place and date	<div>Place</div> <div>Day</div> <div>Month</div> <div>Year</div>
2.5	Signature of physician	
<div>> The Municipal Health Service sends this completed and signed statement to the Immigration and Naturalisation Service. Use the address that applies to the situation of the foreign national.</div>		
2.6	Submit form	<div>Did the foreign national submit an application for the residence purpose of work, scientific researcher, highly skilled migrant, wealthy foreign national, work experience, seasonal labour or study?</div> <div> <div>Yes</div> <div>→</div> <div> Immigratie-en Naturalisatiedienst Postbus 245 7600 AE Almelo </div> </div> <div> <div>No</div> <div>→</div> <div> Immigratie-en Naturalisatiedienst Postbus 287 7600 AG Almelo </div> </div>



Do not enclose this appendix with the form!

Usually, a foreign national requires a regular provisional residence permit in order to travel into the Netherlands and to qualify for a residence permit in the Netherlands. The foreign national applies for a regular provisional residence permit in his country of continuous residence. This is the country of origin or the country where the foreign national may reside for more than 90 days under a residence permit.

Sometimes, a foreign national does not require a regular provisional residence permit. These situations are mentioned and explained below. Please read all situations first. Then tick in the application form the situation that applies and enclose the requested documents with the application form.

My residence permit has expired

The validity of your residence permit is stated in your residence document. If you have been unable to extend the validity of your residence permit or to change the restriction within 2 years after your document has expired, you must state the reason for this in a separate letter. You do not require a regular provisional residence permit only in case of circumstances beyond your control. Enclose this letter and as many pieces of evidence and documents as possible with your application in order to substantiate your story.

For health reasons, I am unable to apply for a regular provisional residence permit in my country of origin (N.B. see also under the title Notification)

If you are in the Netherlands and, for medical reasons, it is not wise for you to travel to your country of origin, you do not have to apply for a regular provisional residence permit. You have to prove this with the following pieces of evidence and documents:

- An Appendix 'Proof of medical situation of foreign national' completed and signed by your physician(s). This appendix may not be older than 6 weeks. Changes to your medical situation that could be of importance to a decision to be made must be notified by means of new evidence.
- The Appendix 'Medical Information Disclosure Consent Form' completed and signed by you. This appendix may not be older than 6 months. If several practitioners are involved, you must give your consent for each practitioner separately.
- Your relevant medical details from your doctor(s) in reaction to the letter with explanation from the Medical Advisors Office (BMA). In order to do this you need to give the letter (with explanation) from the Medical Advisors Office (BMA) to your Mental Healthcare Association (GGZ) doctor, general practitioner and/or specialist (therefore not a letter with questions composed by someone else). You can find these letters with explanations from the Medical Advisors Office (BMA) in the appendix 'Notes and means of evidence medical circumstances'. Therefore you should use this appendix. If you do not submit all the requested details or these are incomplete, then your medical situation cannot be assessed.

Appendix

Exemption from the obligation to apply for a regular provisional residence permit and special situations

I am residing as a family member with someone who had a privileged status.

My family member qualifies for a permanent residence permit him/herself. If you are residing as a family member with someone having a privileged status and you currently also have a privileged status yourself, you do not require a regular provisional residence permit. This only applies if you and the family member you are residing with have submitted an application for a permanent residence permit simultaneously. Staff members of a foreign diplomatic or consular post or an international treaty organisation have a privileged status, for example.

I worked on a Dutch seagoing vessel or in a mining installation on the continental shelf for 7 years or longer

If you can demonstrate that you worked on a Dutch seagoing vessel or on the continental shelf for 7 years or longer, you do not require a regular provisional residence permit. Please enclose the proof hereof with this application.

I have Turkish nationality and worked legally in the Netherlands over the past year.

If you have Turkish nationality and worked legally in the Netherlands over the past year, you do not require a regular provisional residence permit under an international convention. This convention only applies if you want to remain employed in the Netherlands and apply for a residence permit for this purpose.

I am a (former) family member of an employee having Turkish nationality and lived together with this employee having Turkish nationality

If, as a family member of an employee having Turkish nationality, you lived together with him legally in the Netherlands for three years, you do not require a regular provisional residence permit under an international convention.

I have Turkish nationality and I want to perform work in the Netherlands as a self-employed person

If you have Turkish nationality and you want to perform work in the Netherlands as a self-employed person, the requirement to apply for a regular provisional residence permit will not be enforced against you beforehand if, upon submitting your application for performing work as a self-employed person, you immediately submit a business plan and you appear to have sufficient personal experience and your profession or business has added value for the Dutch economy. If the handling of your application shows that you meet all substantive admission conditions for work as a self-employed person, you do not require a regular provisional residence permit under an international convention.

I was born in the Netherlands, am 12 years of age or younger and did not move the location of my principal residence outside the Netherlands

A child aged 12 or younger, born in the Netherlands and forming part of the family of the sponsor (who did not move the location of his principal residence outside the Netherlands either) does not require a regular provisional residence permit. The parent(s) must lawfully reside in the Netherlands.

I am a victim of or witness reporting human trafficking (N.B. see also under the title Notification)

If you are a victim of or witness reporting human trafficking, you must report to the police. You may be entitled to a residence permit based on this report. You are not obliged to submit a separate application for this. In that case, you do not require a regular provisional residence permit.

I am a minor child of a person who has a residence permit on temporary humanitarian grounds in connection with human trafficking or honour-related violence or domestic violence

If you are the minor child of someone who has a residence permit on temporary humanitarian grounds, as referred to above, and you are staying in the Netherlands with this parent, then you may be eligible for exemption from the requirement for a Regular Provisional Residence Permit.

I am unable to depart from the Netherlands

If you are not to blame for being unable to depart from the Netherlands, because you do not have a valid passport and, for valid reasons, you cannot be put into the possession of alternative travel documents, you do not require a regular provisional residence permit.

I am a minor child and actually resided in the Netherlands for at least three years

You do not require a regular provisional residence permit if you:

- are under age;
- actually resided in the Netherlands for at least three years;
- are of school age; and
- intend to reside with a lawfully residing parent.

I want to reside with a family member who has an asylum residence permit, but my nationality differs from the nationality of this family member

You do not require a regular provisional residence permit if you:

- submit the application for family reunification within three months after an asylum residence permit has been granted to your family member residing in the Netherlands;
- you are unable to reside in a country you have special ties with (your country of origin, for example).

I am unable to leave the Netherlands because this is contrary to Article 8 of the ECHR (N.B. see also under the title Notification)

In case of an appeal for protection of your family life:

- evidence showing the relationship pertaining to family law between you and the sponsor, for example a copy of a birth certificate; and
- evidence showing how you conduct your family life with the sponsor.

In case of an appeal for protection of your private life:

- evidence showing your connections with the Netherlands and which also shows the intensity of these connections.

I want to reside with my Dutch minor child of whom I am the only carer parent

If you are the only carer parent of a Dutch minor child who you have to support and who must leave the European Union if no residence permit is granted to you, you do not require a regular provisional residence permit.

I resided in another Member State as a holder of a European blue card

You need not have a regular provisional residence permit if:

- You resided in another Member State for a period of eighteen months as a holder of a European blue card; or
- resided as a family member with a holder of a European blue card in another Member State for eighteen months. Please enclose with this application the documentary evidence showing the nature and duration of the residence in the other Member State.

You are the victim of human trafficking and you are unwilling or unable to file a report of this or collaborate in another way with the criminal investigation and prosecution of the human trafficker in connection with serious threats and/or a medical or psychological limitation

You do not need a Regular Provisional Residence Permit if you can show that you are unable or unwilling to file a report or collaborate in another way with the criminal investigation and prosecution of the human trafficker in connection with serious threats and/or a medical or psychological limitation. You are required to prove this by means of the following evidence:

- a statement from the police showing that you are the victim of human trafficking;
- a statement from the police indicating that you cannot be expected to collaborate in the criminal proceedings in connection with serious threats in this country by the human trafficker; and/or
- medical information showing that a physical or psychological disorder stands in the way of your collaborating in the criminal proceedings. The medical information must come from a person providing treatment who is either registered in the BIG (Individual Healthcare Professions) register or the Netherlands Institute of Psychologists register.

Other (N.B. see also under the title Notification)

You want to apply for a regular residence permit and do not have a valid or correct regular provisional residence permit. Only in case of special and individual circumstances could you be granted a residence permit without a regular provisional residence permit. This only applies if you cannot be expected to apply for a regular provisional residence permit in your country of origin or a country of continuous residence outside the Netherlands. Please state in a separate letter why this is not possible for you. Enclose this letter with the application form.

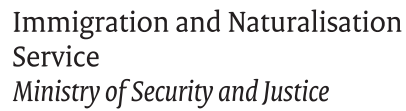
N.B. Notification

Are you making an appeal on grounds of one of the following exemptions from the requirement for a Regular Provisional Residence Permit?

1. I am unable to apply for a Regular Provisional Residence Permit in my country of origin due to health reasons
2. I am a victim or witness/reporter of human trafficking
3. I am unable to leave the Netherlands because this is contrary to Article 8 of the ECHR
4. Other reasons

Then you should first inform the Immigration and Naturalisation Service (IND) in writing that you want to submit an application for a temporary regular residence permit. You should use the form 'Notification of application for a temporary regular residence permit' for this purpose, whereby you want to make an appeal under one of these four grounds for exemption from the requirement for a Regular Provisional Residence Permit. You can find this form, as well as further information, on the website www.ind.nl.

Please note! If you rely upon one of the exemptions from the MVV-requirement, the application cannot be sent by post. You should visit the IND Desk in person in order to submit your application for a residence permit. Please visit www.ind.nl to find out how you can contact the IND. You must bring the original copies of all evidence requested. The IND verifies and copies this evidence, after which all original evidence is returned to you. The copies must be enclosed with your application. The person submitting an application must take his valid passport with him. You can pay the fees (costs) due at the IND Desk. You can pay with a bank card or in cash.



Appendix

Statement on completion of study



Do not enclose this appendix with the form!

Appendix

Submitting and paying for the application by the foreign national

Below, you can read how you can submit and pay for the application for a residence permit (without a regular provisional residence permit) or a change to the restriction on the residence permit.

Please note! If you rely on an exemption from the requirement to apply for a regular provisional residence permit you cannot send the application by post. In that case, you must always submit the application to the IND Desk in person.

Please visit www.ind.nl for the ways you can contact the IND.

If you do not reside in the Netherlands, you must have the application submitted by your sponsor in the Netherlands or you contact the Dutch embassy or consulate in your country of origin in order to apply for a regular provisional residence permit.

Submitting an application for a residence permit (without a regular provisional residence permit) or a change to the residence permit

You send the application form, the appendices and the requested evidence to the IND by post. Never send any original evidence. You must send clearly readable and full copies of the original evidence. Please provide color copies of official (foreign) documents and your passport. Do not use any staples or paperclips. Do not send any USB sticks, CDs, DVDs and suchlike. Put all evidence in a sufficiently stamped envelope. Send your application to the following address:

Application for an economic purpose of residence (work, wealthy foreign national, study, for example)

Immigratie- en Naturalisatiedienst
Postbus 245
7600 AE Almelo

Application for a social purpose of residence (family formation or family reunification, for example)

Immigratie- en Naturalisatiedienst
Postbus 287
7600 AG Almelo

Application for medical circumstances

Immigratie- en Naturalisatiedienst
Postbus 256
7600 AG Almelo

You can also visit the IND Desk in person in order to submit your application for a residence permit. Please visit www.ind.nl for the ways you can contact the IND. You must bring the original copies of all requested documents and evidence. The IND verifies and copies these documents, after which all original documents are returned to you. The copies must be enclosed with your application. You must also bring your valid border-crossing document (passport, for example) with you.

How do you pay?

An application is not free of charge. The costs depend on the purpose of the residence applied by you.

- If you submit the application by post, you will receive a letter containing the amount of fees and information on how to pay, after the IND has received your application,
- If you submit the application at the IND Desk, you can pay the fees due at the IND Desk. You can pay with a bank card or in cash.

Here, you can find no information about the costs or any exemption from having to pay fees. Please visit www.ind.nl if you want to know the costs beforehand. If the assessment of your application shows that you do not qualify for the residence permit applied for, you will not receive a refund.

What happens with your application?

If you have submitted your application to the IND and paid the related costs, the IND will assess your application. If your application is incomplete, the IND will be unable to properly assess your application. If you fail to make a payment or timely payment or submit an incomplete application, the handling of your application will be delayed. You will be informed in writing once your application has been handled. If your application is granted, you will also receive a letter with information about the follow-up procedure.

V-number

A V-number is a unique number, which is used for identification of a foreign national by the IND and cooperating organisations (such as the Aliens Police). The number is listed in the correspondence which the foreign national or sponsor receives from the IND and other organisations and is also printed on the residence document itself.

Personal Data Protection Act

Under the Personal Data Protection Act, the IND is obliged to inform you that the IND is the organisation that processes the data of your request or application. The IND does so in order to handle your request or application. You can ask any questions about this data processing by sending a letter to the IND, Postbus 287, 7600 AG Almelo. You can also ask for an overview of the data processed about you. Following this request, you can ask for your personal details to be changed, deleted or protected.

